

2022

Annual Report



Swimmers prepare to race at the
2012 Australian University Games

Table of contents

02	Message from the Australian Sports Commission
05	President's report
06	AUS Board director information
10	CEO's report
14	National development report
16	Regional reports
18	Business development / Marketing / Media
21	Special events
23	World University Championships
30	Australian University Games
33	Regional University Games
38	Australian University Championships / Sanctioned events
41	Oceania University Sports Association
43	AUS award winners
48	Sport results
64	AUS life members
65	AUS partners and supporters



Message from the Australian Sports Commission

The Australian Sports Commission (ASC) has two core goals – ensuring Australian athletes excel in the international sporting arena, and increasing Australians' participation in sport.

These two clear objectives are mutually reinforcing – international success inspires Australians to participate in sport, and greater participation helps nurture our future champions. Sport not only inspires and unites; it also promotes community involvement, cohesion and active lifestyles.

Australians are inspired by success on the world sporting stage – it's central to who we are as a nation. The 2012 London Olympics showed that the standards required for elite international success keep increasing relentlessly. Traditional competitors keep getting better, and rising countries have become forces to be reckoned with in many of our stronghold sports. If we want to continue to enjoy the success we expect, we need to respond to this new environment in circumstances where Government funding for high performance sport is likely to be constrained at current levels.

This means we need to raise the bar ourselves in everything we do in high performance sport – our talent identification and development, coaching, sports science, use of technology and innovation, and the management and administration structures that support our athletes. It is fundamental to success that we set the same standards of excellence and accountability in all of these areas that we expect of our athletes on competition day. The ASC, which is investing a record \$170 million this year into high performance programs, has the responsibility to

ensure that we have high performance support structures in place to enable high performance sporting success. We have significant work to do on these fronts. Our partner sports can expect a much sharper focus by the ASC in future on best practice governance and administration, intellectual property ownership, athlete management and support structures and general accountabilities by the sports.

Despite recent events that have impacted upon the integrity of sport, it is important to emphasise that our commitment to elite international sporting success will never compromise our commitment to integrity in sport. Our belief in, and requirement for sports to uphold, the values of fair and honest competition is inviolable.

Importantly, the ASC is investing \$120 million this year to promote grassroots participation in sport throughout Australia and to continue a suite of successful national programs such as the Active After-school Communities program. Increased community sport participation has a profound long term dividend, and remains a vital objective of the ASC notwithstanding the challenges in high performance sport.

The ASC looks forward to working in collaboration with the sport sector to encourage more people into sport and to drive Australia's continued sporting success.

Mr John Wylie AM
Chairman
Board of the Australian Sports Commission



Australian Government
Australian Sports Commission

WINNING PARTNERSHIP




The Australian Sports Commission proudly supports Australian University Sport

The Australian Sports Commission is the Australian Government agency that develops, supports and invests in sport at all levels in Australia.

Australian University Sport has worked with the Australian Sports Commission to develop sport from community participation to high-level performance.

Australian University Sport is one of many national sporting organisations that has formed a winning partnership with the Australian Sports Commission.



Caitlin Sargent from University of Queensland in action in the 4x100m relay at the AUG in Adelaide.



President's Report

University sport was again, the real winner in 2012 and this is evident at several different levels.

First, Australian University Sport's (AUS) annual survey indicated that students participating regularly in sport, fitness and recreational programs on campuses throughout Australia reached 200,000 – a great credit to the hard work of member universities. This is a solid result; one only has to look back to 2007 after the implementation of Voluntary Student Unionism legislation when overall participation numbers bottomed out at 120,000 sector-wide for comparisons.

Second, a comprehensive study on the "Performance Impact of Student athletes at Olympic Games" was undertaken following the London Olympics. Key findings included that the student-athlete cohort selected in Australian Olympic Teams over the past three Olympiads (Athens, Beijing and London) have won a significantly higher percentage of medals than the non student athlete cohort. These findings will greatly influence the future of our much valued high performance relationship with the Australian Sports Commission.

Third, AUS again achieved some "best ever" results (reported upon later in this report) at World University Championship events, while at the same time delivering a well organised and vibrant domestic

schedule of regional and national sporting events. Other key projects delivered included the revision of the AUS 2012 – 2016 strategic plan, the development of an industry benchmarking scheme in partnership with the GO8 universities and Centre for Tourism and Leisure Management (CERM), and the creation of a much awaited partnership between AUS and the Australian National Preventative Health Agency (ANPHA) that will provide additional resources to help tackle binge drinking.

The roles that AUS and members play in promoting a healthy lifestyle through participation in sport grows in importance with the increasing prevalence of obesity, diabetes, and other lifestyle related diseases. It is pleasing to note that collectively, with increased participation in sport across the university sector, we appear to be making progress in this regard.

I thank the Board for their generous and sound guidance of AUS. Thanks also to all staff under the strong leadership provided by CEO Don Knapp and his management team for their efforts over the year. Finally, I thank AUS members for their ongoing support of the mission, strategies and activities of AUS.

Richard Larkins
President
Australian University Sport

AUS Board Director Information

Richard Larkins Ao // President

MDBS, PhD, LLD (Hon), FTSE, FRACP FRCP(Lond), FRCPI, FAMSing, FAMMalaysia

Emeritus Professor, Monash University. Previous posts include VC and President of Monash University; Chair of Universities Australia; Dean of the Faculty of Medicine, Dentistry and Health Sciences, University of Melbourne; Professor of Medicine, University of Melbourne; Chair of NHMRC; President of the Royal Australasian College of Physicians; Chair of the Accreditation Committee of the Australian Medical Council; President of the Endocrine Society of Australia.

Martin Douulton // Director

1983 Higher National Diploma in Management/ Diploma in Recreation Business Studies, College of St Pauls and St Marys (UK), 2005 Master of Management – Monash University

Martin has a wide range of experiences gleaned over 30 plus years of involvement in the sports and leisure industry. He has played sport at a professional level and has the experience of international university sporting representation in two sports. His work experiences have ranged from organising inner city sport in the UK to delivering sports programs across Australia, Oceania, Africa and Asia.

Martin has been the Director of Sport at Monash University since 2002 and is currently Australian University Sport's representative to the Oceania University Sports Association (OUSA). He was appointed as OUSA Secretary General in 2011 and also sits as the OUSA Representative on the Executive Committee of the International University Sports Federation (FISU), the world governing body for university sport.

Kim Guerin // Director

Ass. Dip. Sports Studies (Griffith)
Grad.Cert. – Business Administration (UQ) Executive Leadership Coaching Program through Results International

Kim is currently the CEO of Hockey Queensland. Prior to this, Kim held the role of Executive Director UQ Sport Ltd for over 10 years. She has over 20 years experience in sports management with specific expertise in venue and program development, financial management and organisational development. In 2009 she was a finalist in the Young Professional category of the Management Excellence Awards by the Australian Institute of Management.

Craig Oliver // Director

Master of Business Administration (UNE)
Bachelor of Arts in Leisure Management (UTS)
Chartered Accountant Qualification (Commenced)

After joining the Macquarie University team in 2004, Craig has held positions within the organisation including Director of Sport and Recreation, Chief Operating Officer of U@MQ, Chief Executive Officer of U@MQ and his current role of Director of Campus Life he was appointed to in March 2012.

Coming from a sporting background and sitting on various committees, including his position as a Director of Australian University Sport, Craig utilises his education and skills to enhance the student experience at Macquarie. Through innovation and strategic leadership Craig and his team strive to create a sense of community and encourage engagement across campus through the provision of food and beverage options, retail services, recreational and sporting facilities, student accommodation, student engagement, events and children's services.

Elizabeth Brett // Director

Executive MBA (2010), Masters in Legal Studies (Continuing)

Elizabeth (Liz) has been employed by the University of Technology (UTS) Union since July 2006 and in 2012 was appointed to the role of CEO. Liz has a strong belief that the UTS Union is an integral part of the UTS experience, particularly the cocurricular programs provided by the Union including; sport and recreation, clubs and societies, social and cultural events and health and wellbeing activities. Liz also oversees the commercial activities of the organisation including the operation of bars, eateries, fitness centres and the Aerial UTS Function Centre. Having a background in professional sport (2000 Olympian) Liz enjoys creating a positive and collaborative work environment for staff of the UTS Union.

Brendan Lynch // Director

Certificates in Sports Management, Facility Management, Organisational Restructuring and Change Management Fellowship with the Institute of Sport Management

With over 30 years experience in sport management, Brendan is a consultant in the industry specialising in strategic planning, organisational development, change management and workforce planning. He has worked with international, national, state and local sporting organisations as well as conducting major projects for the Australian Sports Commission (ASC).

Brendan has held previous management roles with Swimming Australia and SOCOG and has been an advisor to a number of Olympic, Paralympic, Commonwealth and Asian Games organising committees as well as the IOC's Olympic Games Knowledge Management Service.

Michael Daws // Director

BSc (Hons), Dip Ed

Michael has been a full time sports administrator for over 30 years, holding senior positions at State and National level in sports development, marketing, facility development and event/team management in tennis, basketball, Australian rules football, university sport and at the Olympics in Atlanta, Sydney and Athens.

Catherine Clark // Director

B.A. (Justice Studies) (QUT), Master of Business Administration (UQ)–commenced MAICD

Catherine is an experienced CEO, Senior Executive and Board Director. She has worked on a wide variety of projects with international, national, state and community sport organisations. After six years as a Senior Policy Executive with Sport and Recreation New Zealand, Catherine became CEO of two national sports organisations (NSO) and has worked as a consultant for a range of organisations including the International Paralympic Committee.

Her knowledge of the sports industry has been garnered from her previous history as an athlete and coach in addition to leading NSOs through two Olympic Games, numerous World Championships and Commonwealth Games campaigns. Most recently she attended the London 2012 Olympic Games in her capacity as CEO of Gymnastics Australia.

Catherine is now the Director of Maverick Edge Consulting and specialises in sport governance, strategy and capability improvement. She is a passionate advocate for the significant role that universities can play in supporting active living and high performance sport in Australia.

Meetings of Directors

During the period, four meetings of directors were held. Attendances by each director were as follows:

Director

Board Meetings

* ceased May 2012

** appointed May 2012

Membership Classes

The categories of membership of AUS, (collectively called "members") as outlined in the AUS constitution shall be:

- a) Members as described in rule 8, and
- b) Life members as described in rule 9.

In respect to Clause 8 (8.1 and 8.2) a member must be:

- 8.1 a) An Australian University; or
b) An Australian higher education institution which in the opinion of the Board meets criteria specified in the By-Laws for membership under this part of this Rule.
- 8.2 The member will be represented by the designated Delivery Agent for Sport within the member organisation. In this clause Delivery Agent for Sport means the entity of or within the University or higher education institution, recognised by the University or higher education institution as being chiefly responsible for the delivery of sport, regular physical activity and recreational services on campus. A member will notify AUS of its Delivery Agent for Sport and its relevant contact details and persons.

Board Appointed Committees

Finance and Risk Management (FARM) – Standing

Craig Oliver	Chair & AUS Director
Don Knapp	AUS Chief Executive Officer
Tony Jermyn	AUS General Manager
Glenys Woolcock	AUS Finance Manager/Secretariat
Margot Foster	WUGF Chair
Frank Laezza	University Technology Sydney

Sport Strategy (SSC) –Standing

Brendan Lynch	Chair & AUS Director
Elizabeth Brett	AUS Director
Martin Doulton	AUS Director
Kim Guerin	AUS Director
Tim Lee	The University of Melbourne
Don Knapp	AUS Chief Executive Officer
Tony Jermyn	AUS General Manager

Improving Health Outcomes (IHOC) – Standing

Martin Doulton	AUS Director
Richard Larkins	AUS President
Don Knapp	AUS Chief Executive Officer
Tony Jermyn	AUS General Manager

Improving Sport Outcomes (ISOC) – ADHOC

Elizabeth Brett	AUS Director
Tony Jermyn	AUS General Manager
Donna Spethman	AUS National Programs Manager
Tristan Liles	The University of Sydney
Nik Granger	Charles Sturt University
Natalie Black	Griffith University
David Schmude	University of New England
Rod Warnecke	The University of Melbourne
Rennie Cirillo	La Trobe University
Caitlin Stanley	The University of Adelaide
Joshua Van Kampen	The University of Western Australia

World University Games Fund (WUGF) – Standing

Margot Foster	WUGF Chair
Alf Lazer	AUS Trust Founding Trustee, Trust Chair & Life Member
Tony Booth	AUS Trust Founding Trustee
Ann Mitchell	AUS Trust Trustee & Life Member
Craig Oliver	AUS Director
Don Knapp	AUS Chief Executive Officer
Glenys Woolcock	AUS Finance Manager/ Secretariat

CEO's Report



The year's result can be characterised by a lot of upside – but not without some downside.

We can point to real and significant progress in many priority areas and it can be said with confidence that AUS as an organisation continues to execute well against its stated objectives.

1. Growth and development targeted activities

Objective – Develop an ideal Unileague model and market test, while exploring alternative programs proposed in the Ernst & Young Feasibility Study

Working in collaboration with the Rugby Union Players Association, a highly satisfactory model was developed and has been presented to and discussed with the Australian Rugby Union Board, Super 15 Clubs, and several university members at Vice Chancellor levels. The proposal, which has received support to date, finds its core strength in the nature of the partnership arrangements among multiple stakeholders.

AUS has worked in consultation with Basketball Australia and Gymnastics Australia to create a combined national 3x3 and cheerleading competition and the inaugural event will take place in November 2013.

2. Strategic partnership with the Australian Sports Commission (ASC)

Objective – Ensure ASC and the Australian Institute of Sport decision makers are hearing a consistent message in respect to the Universiade program, campus based sport and the potential national high performance contribution of university sport

AUS completed and circulated the research paper *The Performance Impact of Student Athletes at Olympic Games* late in 2012. Key findings from this paper included:

- Student athletes as a cohort win a higher percentage of medals in Australian Olympic Teams than the non student athlete cohort;

- The Summer Universiade and Championships were a critical pathway to the Olympic podium among the top ranked nations in the medal tally at the 2012 London Olympics; and
- The performance level required to win a medal at the 2011 Summer Universiade was better than that required to win a medal at the Commonwealth Games in many sports.

Following a sector wide audit, AUS also learned much about the breadth and scope of campus based elite athlete programs offered by members. It is clear that connectivity and touch points can be developed in future between universities and the national high performance network to create better alignment and value add to the national program.

3. Improving sport outcomes through events

Objective – Develop and evaluate the Australian University Games (AUG) qualification program; work to improve event viability

The Improving Sport Outcomes Committee (ISOC) oversaw the first year of a qualification system for five team sports from regional games level to the AUG. A comprehensive system for evaluating this program has also been developed. It was evident that the qualification system in 2012 was generally well received by members and that the quality of sport at regional games improved.

For the first time in recent history estimated participation targets for some of our regional events was not achieved. This contributed significantly to an overall financial loss for the organisation, and highlighted the risk factors associated with an over reliance on achieving participation targets at events. Following evaluation, it was concluded that the decrease in participation growth was largely attributed to less than desirable event locations, and/or limited infrastructure capacity at these same locations.

4. Member services

Objective – Rebrand and relaunch of the National Communications Database (NCD) while maximising member uptake; and research and sector benchmarking

At the 2012 AUS National Conference the old NCD was relaunched as the myuniSport platform. AUS invested in additional staff resources to assist members in the activation of new myuniSport sites on campuses, and the transfer of data from old sites to new. There are now 12 active Sport Delivery Agent (SDA) and 103 clubs sites sector wide. Another 13 SDA and 216 Club sites are currently in the process of development for activation.

In partnership with CERM and GO8 universities, AUS has developed an industry benchmarking survey instrument for pilot among our larger universities initially, then which will be rolled out sector wide in 2013/14.

5. Business development

Objective – Ongoing progress in the commercialisation of AUS assets

All sponsors were retained in 2012 and many entered into new partnerships at increased levels of engagement. New partners included Australian National Preventive Health Agency (ANPHA), Mainfreight and Stay-Oz. AUS did not achieve targeted sponsorship revenue in 2012, but we are edging closer each year.

6. Health promotion

Objective – Seek strategic/grant partnerships that complement AUS objectives

AUS achieved a major breakthrough in 2012 securing the sponsorship support of ANPHA for the national "be the influence" anti binge drinking program. University of Western Sydney student athlete Dani Samuels was named as ambassador. A portion of the resources provided by ANPHA will be targeted at unigames student team captain and University Team Manager (UTM) leadership programs.

7. Financial management and planning

Objective – Develop longer term financial growth and investment plans, and continue to refine risk management policy and reporting

The FARM Committee made significant progress in the specific areas of longer term financial planning and risk management. However, 2012 was not a good year for AUS financially, as a significant trading loss was incurred. Losses occurred mainly because of less than targeted participation at the Southern and Eastern Regional Games, not meeting sponsorship targets and through over expenditure in certain member services areas.

AUS has implemented a number of recovery strategies to ensure that this loss is not repeated in 2013 and in fact that these losses are recuperated over the next three years.

Acknowledgements

From a governance standpoint, the Board and sub committee structure of AUS has served the organisation exceptionally well again in 2012. AUS has again improved organisationally and made substantial progress against key performance objectives.

In large part this is due to the efforts of staff and the management team working effectively while implementing the strategic objectives the Board is striving for each year.

It is however AUS members, their students, officials and volunteers that participate in our events and support our activities that make the greatest contribution to the success or otherwise of AUS as an organisation. Thanks for your support in another great year of university sport.

Don Knapp
CEO
Australian University Sport



Hear the battle cry as the sticks fly at the kendo competition

National Development

Health promotion

AUS embarked on a trial health promotion activity in response to the 2011 members health check survey. The survey indicated that 94% of members surveyed would like to become more engaged in university and wider community health promotion initiatives. AUS engaged with not for profit charity Zaidees Rainbow Foundation (ZRF), to launch a pilot health promotion campaign in the south region called *Zaidees Physical Feats (ZPF)*.

The ZPF health promotion campaign was designed as an addition to orientation week activations offering members an additional means of student engagement through organised, enjoyable physical activations on campus. This was achieved, whilst at the same time reinforcing the campaign message "healthy bodies have healthy organs" and inspiring discussion around becoming an organ and tissue donor. The tertiary sector is a keen target for ZPF as the 18 – 25 age demographic are the least represented among the organ and tissue donor registry.

A total of 10 university and TAFE institutes throughout Victoria engaged in the 2012 ZPF health promotion campaign and along with campaign sponsors provided physical activations to more than 5,000 participants across 22 campuses.

Universities and TAFE institutes involved included:

- Australia Catholic University
- Box Hill Institute, Holmesglen
- La Trobe University
- Monash University
- RMIT
- Swinburne University of Technology
- University of Ballarat
- Victoria University
- University of Tasmania

Similar health promotion activations were also held as part of the 2012 Southern University Games (SUG). Participants were provided the opportunity to learn more about becoming an organ and tissue donor and support the ZRF through the purchase of rainbow laces.

AUS and IHOC were pleased with the response from members who engaged in the 2012 ZPF health promotion campaign and will continue to investigate opportunities for future health promotion campaigns in 2013 and beyond.

TAFE sport

TAFE participation numbers continued to grow in 2012 with eight institutes and nearly 200 students participating in AUS Regional University Games (RUG). Whilst the growth in numbers has been slower than initially anticipated there have been some strong partnerships formed in the TAFE sector and those institutes are now beginning to see the benefits of their involvement in AUS programs.

AUS successfully initiated the first on campus social sport program with three TAFE campuses in New South Wales conducting four week trial programs in the second semester of 2012. The programs mirrored a very successful program that Victoria University held on their trade based campuses. In 2012 Victoria University had in excess of 12,000 contacts with TAFE students. The AUS trial was not to the same size or scale however it did manage to have nearly 200 engagements with TAFE students who otherwise would not have had access to physical activity.

myuniSport

Following the 2012 National Conference all AUS members were offered a full site build and dedicated AUS staff member to assist with content migration as part of stage three of the myuniSport roll out. The conference presentation in particular highlighted the substantial developments to the event module enabling on campus sport providers to promote events, accept team and individual registrations and manage registrations and payments as well as email participants all via the online system. A number of members are utilising this functionality (mostly for social sport registrations) with more looking to use this function in 2013. There are currently 12 live SDA sites in existence with 13 ready for 2013 implementation, as well as 103 clubs on the system with another 216 expected to use the system in 2013.

Whilst support structure will alter in 2013, members are still able to access online training manuals and instruction documents as well as support via Regional Development Managers (RDMs) to develop their site or seek assistance regarding an existing site.



University of Melbourne beach volleyball player poised and ready for action

Regional Reports

North

North members continued to work hard to increase participation in AUS events and on campus programs in 2012.

Highlights from 2012 included;

- Southern Cross University (SCU) partnered with AUS to host the Northern University Games (NUG) as well as the Twenty20 Cricket Australian University Championship (AUC). The NUG and AUC, held in Lismore New South Wales (NSW), were a great success particularly for the Games with a 28% increase in participation from 2011. SCU were instrumental in providing ongoing assistance. Lismore Council were also exceptional in providing a range of quality facilities and support in a wide range of areas.
- Congratulations to Griffith University Gold Coast for winning the Northern University Games and University of New England who were awarded the overall Per Capita Champion title.
- The north region as a whole contributed well to the AUG participation tally with 877 students attending. Congratulations to the Queensland University of Technology for being the highest placed northern university and making the top 10 nationally.
- For Australian University Championships (AUC) The University of Queensland and Queensland University of Technology placed first and second respectively for Orienteering; Southern Cross University dominated the AUC surfing winning the mens and womens divisions and overall Championship title; and Queensland University of Technology placed third overall in the Triathlon.
- In terms of development Queensland University of Technology with the assistance of AUS secured considerable financial support via Student Services and Amenities Fee (SSAF) to boost UTM staffing considerably for the 2012 NUG and AUG and set themselves up for future funding and support from the university.
- North member sport officer forums continued with three face to face member meetings held throughout the year including post event review workshops and an end of year forum.

East

2012 was another incredibly busy year in the east region with high enthusiasm for participation in sport across all AUS events. East members won four of the seven AUC events run in 2012 which is again more evidence of the hard work the east region members continue to deliver in support of all AUS events.

East members travelled to Australia's country music capital, Tamworth for the 2012 Eastern University Games (EUG). Tamworth welcomed 2,300 participants to the Games including students from 20 different university and TAFE institutes.

The EUG hosted 16 sports and 27 divisions, which is the largest Regional University Games in a number of years.

The Eastern University Oztog Championships were held in Sydney in April and the event once again recorded growth in participation numbers with 16 teams participating. The day again proved popular and AUS would like to thank Oztog Australia for their ongoing enthusiasm and assistance in making this event possible. Macquarie University (MQU) again showcased their amazing facilities and we thank MQU for their ongoing support of the event.

Highlights from 2012 included;

- 2,300 participants and officials attending the 2012 Eastern University Games in Tamworth.
- The addition of AFL 9's and golf to the EUG sports program.
- Two new institutes participated for the first time at EUG, Avondale College and New England Institute.
- NSW winning the Tertiary Rugby League title for the third consecutive year with a victory over Queensland.
- East members claiming four of the seven AUC events in 2012.
- Eastern University Oztog Championships continuing to grow in strength with two championships being hosted within four months of each other.

South

AUS members in the south region enjoyed another triumphant year in 2012 proving to be a formidable force on the sporting field securing 34 of the 61 gold medals on offer at the AUG.

Congratulations to The University of Melbourne athletes and supporters on their success in 2012. After taking out the Australian University Championship Snow Sports title and being crowned AUG Overall Champion University it was no surprise that The University of Melbourne also secured the top prize of AUS Overall Champion University for 2012.

Several sport officer and senior manager workshops and forums were held in 2012. These forums allowed members to network, share ideas and provide assistance and guidance in areas of sport development, infrastructure, policy, information technology, communication and team management.

Highlights from 2012 included;

- The University of Adelaide and University of South Australia partnered with AUS to host a successful AUG in Adelaide.
- The following facility upgrades were completed across south members:
 - Monash University – Aquatic centre and out buildings
 - The University of Melbourne – squash court and oval pavilion redevelopments
 - The University of Adelaide – West Beach Hockey Centre and Waite playing fields redevelopment,
 - Deakin University – multi court stadium and redevelopment of sporting fields, and
 - University of Ballarat – new stadium (due for completion early 2013).

Thank you to all south members for their invaluable work throughout the year and especially to the UTMs for continuing to drive participation in AUS events.

West

In 2012 the Western Australian members were extremely active in further developing services for their members.

Highlights from 2012 included;

- Murdoch University invested \$2m into renovations of sports ovals and the building of new sports club rooms; a new partnership was established with the W.A. Cricket Association, and Murdoch placed second overall in TSWA and which lead to a successful AUG.
- The University of Western Australia (UWA) took out the Doug Ellis (per capita) Award at the AUG and the UWA Sailing Team won Gold for Australia at the World University Match Racing Championships; UWA Sports surveyed every student in 2012 and experienced the highest participation on record for the fitness centre.
- Edith Cowan University (ECU) Joondalup Campus expanded existing facilities to include a third basketball court, biomechanics lab, classrooms, spin room and fitness centre addition with \$350K new equipment; Synrgy360 circuits were implemented in the fitness centre and Caitlin Bassett (Australian Diamonds Netball) was named ECU Sports Star of the Year.
- The University of Notre Dame Australia won the RAC Freeway Bike Hike Uni-Cycle Challenge; on campus fitness and social sports programs continued to develop and an excellent leadership group was established throughout 2012 that will be further developed in 2013 with the appointment of sport captains.
- Curtin University experienced a successful AUG taking out gold in the beach volleyball and netball; an inter-residential housing competition, the 'Curtin Housing Cup' was created, featuring 7 sports involving 4 campus residences; free court hire at Curtin Stadium at specified times was offered to Curtin students as a participation incentive.

Business Development

Commercial partnerships

The strategy used in 2012 to maximise sponsorship was to grow existing sponsors and repackage sponsorship assets to demonstrate value to existing and prospective sponsors. AUS achieved its goal of increasing sponsorship revenue in 2012 compared with the previous year. This was achieved by growing a number of key existing sponsor investments from Red Bull, Ice Break and JanSport as well as acquiring a number of new sponsors including;

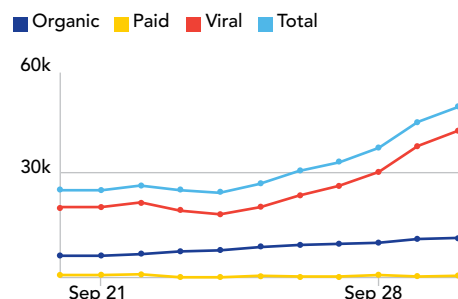
- **Be the influence tackling binge drinking** – Signed in September 2012 for a two year term, the Australian National Preventative Health Agency (ANPHA) announced AUS as one of 14 national sporting organisations that are part of the Be the influence tackling binge drinking campaign. ANPHA is a national partner and also the naming rights partner for a student leadership and UTM training program to be rolled out by AUS in 2013.
- **Mainfreight** – A global logistics provider, Mainfreight was looking to raise its profile within the university market as a recruitment strategy for their graduate program. Mainfreight were appointed the naming rights partner for the AUS volunteer program in 2012. As a result of their involvement with AUS events nationally they achieved their goal of increased awareness and received a number of high quality candidates from the pool of AUS event volunteers.
- **Heavenly (Vale Resorts)** – Heavenly is a ski resort located in Lake Tahoe in the United States of America. Heavenly signed with AUS in 2012 for a three year term as the naming rights partner for the Australian University Championship Snow Sports event.
- **Stay Oz** – Appointed as the Accommodation Partner for the AUG, Stay Oz provided a range of services to AUS members including sourcing accommodation, negotiating flexible terms, redistributing rooms amongst university teams following changes to team numbers and acting as liaison between members and hotel operators.

Media, marketing and communications

The marketing team instigated a number of initiatives in 2012 to maintain the media profile of AUS events and improve communication with AUS members and event participants. These included;

- Transition of the AUS operations memo to a new platform that allowed AUS to track readership rates and content relevance based on click throughs.
- Achieved an average open rate of 50% for emails sent to event participants between the close of event registrations and the start of an event.
- Achieved click through rates of 25% which represents an increase of between 10-15% when compared to last year's campaigns.
- Both measures are above what industry standards consider to be healthy open rates and click throughs for electronic direct mail campaigns.
- AUS received feedback from members following the AUG that the website content and layout was the best that they had seen in recent years.
- Secured print, radio and TV partners for regional games events and the AUG which guaranteed extensive local media coverage for each event.
- A number of metropolitan and national news feature stories were also achieved including a live interview on Sky News following the announcement of the partnership with ANPHA.

How you reached people (Reach and frequency)




Facebook statistics showing the reach achieved by a post

Mobile phone app

Another significant undertaking in 2012 was design and development of a mobile phone application (app).

The primary function of the app is to provide event participants with easy access to real time draws, progressions, results and key event information via their smart phones.

The app was developed for two operating systems – Android and iPhone. The first version of the app was successfully launched at regional games (Android only). The second version for both Android and iPhone was launched at the AUG.



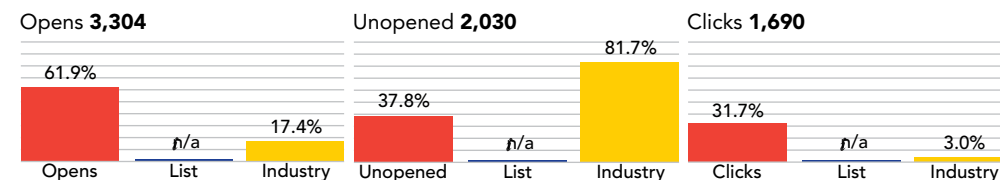
At the end of the AUG the app had been downloaded by 2,446 users in total across Apple and Android platforms.

Social media

A major objective of the marketing team in 2012 was to engage AUS members and students in regular conversations via three main social media channels – Facebook, Twitter and YouTube. The following results were achieved;

- The AUS Facebook page, now in its third year of operation, grew to 8,800 followers by the end of 2012 compared with 5,000 at the beginning of 2012.
- Twitter followers grew to over 500 from 300 at the beginning of the year.
- During the AUG event period the “reach” of posts was recorded at just under 50,000 (see graph page opposite).
- For the first time, AUS appointed volunteers to assist with populating content via social media, the mobile app and website during the event periods. Recruitment of these key roles meant that AUS had more resources to proactively post, tweet, retweet and tag content into member feeds.
- At the AUG a team of three volunteers captured video footage at sport venues and interviewing athletes. This footage was then loaded onto the Playunigames You Tube channel as well as the Voxsport Australia website.
- Creating content and growing the following on the AUS You Tube channel will be a key focus in 2013.

AUG event participant email campaign



Example of open rates and click throughs from an email campaign sent to the AUG participant list.



Ruby Rose plays to a crowd of 3,000 Unigames participants at the AUG Opening Ceremony

Special Events

Event launches

AUS chose to take a slightly different approach to event launches in 2012. Traditionally held six weeks out from the event, AUS decided to bring the events forward to March in order to engage key local stakeholders with the event sooner. The launch events provided potential sponsors, volunteers and competition managers with the chance to learn about and connect with the event. Every launch event received high quality media coverage that resulted in feature stories in either print and/or television news.

Opening Ceremonies

In 2012 AUS again chose to stage ticketed Opening Ceremonies at all three regional games as well as the AUG. Over 75% of all event participants attend the Opening Ceremonies, all of which featured a team captains march, the taking of the athlete and officials oaths and the singing of the Australian National Anthem.

The events this year also managed to secure corporate sponsorship with the Lismore Workers Club securing naming rights for the NUG ceremony and Adelaide City Council secured the naming rights to the AUG ceremony alongside summer music festival Stereosonic as supporting partner. Other major highlights from this year's ceremonies included a laser lights on horse back show at the Australian Equine & Livestock Events Centre (AELEC) where the EUG ceremony was held, and local dance sensation Tommy Franklin tearing up the stage at the NUG ceremony.

Off the back of the success of the 2011 Opening Ceremony at Dreamworld, AUS came up with a venue and concept that would again attract 3,000 attendees. The City of Adelaide Opening Ceremony was held on Sunday 23 September at The University of Adelaide North Terrace Campus, Barr Smith Lawns and Cloisters. Participants were treated to a music festival style concert experience featuring top Australian DJs, The Aston Shuffle (Live), Ruby Rose, Feenixpawl and The Only and a silent disco in the Cloisters while university members and stakeholders attended a VIP function.

Civic reception – AUG turns 20

Adelaide City Council hosted a civic reception on Thursday 22 September to acknowledge the 20th year of the AUG in its current format and to welcome participants to Adelaide. Adelaide City Councillors and AUS CEO Don Knapp welcomed guests to the reception held at the Queen Adelaide room of Adelaide Town Hall.

Guests enjoyed a look back at the history and memorabilia of the AUG over the past 19 years. Guest speaker AUS Board Director Martin Doulton gave an address that was accompanied by a video presentation showcasing footage from previous AUG events and a nostalgic look back at the fun times had.

JanSport Amazing Race

JanSport took on the naming rights for the JanSport Amazing Race for the second year in a row. Students were again encouraged to compete in a range of tasks throughout the week of the AUG in order to get their passport stamped and go into the draw to win prizes thanks to JanSport. The race culminated with a roof top pit stop where all event participants relived the week via photos and enjoyed their hard earned spoils.

Red Frogs Crew

A big thank you again to the Red Frogs Crew who provided participants across all AUS multisport events with hydration stations, snacks, and the provision of the 1300 number that students could call to request a walk home service to escort them home safely or to get assistance in the event that they or their friends were intoxicated.

The service provided by the Red Frogs contributes significantly to the overall safety and well being of AUS event participants and AUS is pleased to continue this vital partnership into future events.



Ricci Cheah from The University of Sydney - part of the Unirooms team for the 2012 Archery WUC held in Cordoba, Spain



World University Championships

Of the 21 championships on offer, including the Softball World University Championship which was cancelled, AUS participated in 12 World University Championships in 2012.

The number of sports contested by Australia along with the number of student athletes participating in World University Championships continues to grow from previous World University Championship years.

Whilst the number of medals won in 2012 was less than previous years, the standard of Australian athletes has improved resulting in an increase in the number of top 20 finishes.

Another pleasing statistic from the 2012 entries is the gender breakdown with 43 male and 32 female athletes participating.

The 2012 outcomes have emphasised the results focus the high performance program continues to place on the involvement of teams in international university competition. AUS' efforts to strengthen its relationships with national sporting organisations and participation in FISU events are evident in these results and statistics.

For full team lists and results information please refer to the 2012 World University Championship results summary.

WUCs entered	Athletes	Officials	Medal opportunities	Gold	Silver	Bronze	Top 8	Top 20
12	75	15	64	1	1	1	16	33



Gold and silver medal winning match racing sailing teams.

Pictured: Gold medal winning team - Samuel Gilmour (Skipper), Steven Thomas, Christopher Smith, Alistair Marchesi
Silver medal winning team - Jay Griffin (Skipper), Jack Dawson, Jack Breislin, Jackson Cranfield

World University Championships

Water Ski
12 – 15 January, Los Morros VEN

Name	University	Gender	Event	Result	Competitors
Jaimi Andrews	Edith Cowan University	Female	Slalom	13th	19
			Tricks	13th	18
Daniel Knight	The University ofAdelaide	Male	Slalom	18th	26
Matthew Knight		Male	Slalom	DNS	
Brett Andrew	Manager				
Bruce Knight	Coach				

Cross Country
14 April, Lodz POL

Name	University	Gender	Event	Result	Competitors
Matthew Bayley	Iona College	Male	Men's Individual	6th	70
Joshua Harris	University of Tasmania	Male	Men's Individual	42nd	70
Matthew Johnsen	Lamar University	Male	Men's Individual	43rd	70
Glen Yarham	Queensland University of Technology	Male	Men's Individual	15th	70
Georgina Beech	Monash University	Female	Women's Individual	46th	60
Clare Geraghty	Queensland University of Technology	Female	Women's Individual	18th	60
Ellie O'Kane	Charles Sturt University	Female	Women's Individual	40th	60
April Sloan	Griffith University	Female	Women's Individual	29th	60
Gregor Gojrzewski	Coach				

Event	Result	Competitors
Men's Team	6th	11
Women's Team	9th	13

World University Championships

Taekwondo
25-30 May, Pocheon KOR

Name	University	Gender	Event	Result
Anthony Armari	The University of Wollongong	Male	Kyorugi -74	1st round
Thomas Auger	Flinders University	Male	Kyorugi -63	1st round
Ann-Maree Dell'Orso	The University of Melbourne	Female	Kyorugi -49	1st round
Michael Magee	Macquarie University	Male	Kyorugi -68	1st round
Carmen Marton	Deakin University	Female	Kyorugi -67	3rd
Caroline Marton	Monash University	Female	Kyorugi -53	1st round
Nicole Men	The University of London	Female	Kyorugi -62	1st round
Alexandra Cutting	RMIT University	Female	Kyorugi -57	1st round
Hayder Shkara	The University of Technology Sydney	Male	Kyorugi -80	1st round
Katelyn Bugden	Australian Catholic University	Female	Poomsae Ind	13th
Joshua Warren	Queensland University of Technology	Male	Poomsae Ind	14th
			Poomsae Men Team	6th
Ewen Lee	Australian National University	Male	Poomsae Mixed Pair	13th
			Poomsae Mixed Team	6th
Jasmine Solder	University of California at Davis	Female	Poomsae Mixed Pair	13th
Keane Lee	Australian National University	Male	Poomsae Men Team	6th
Hsuan Jen (Zen) Lin	Female Kyorugi Coach	Female		
Ali Khalil	Kyorugi Head Coach	Male		
Rene Leveaux	Kyorugi Referee	Male		
David Warren	Poomsae Coach	Male		
Joon No	Poomsae Referee	Male		
TaeHo Uhm	Team Manager	Male		
Hyng Jin Park	Trainer	Male		



Bronze medallist Carmen Marton in action at the WUC Taekwondo in Pocheon, Korea.

World University Championships

Triathlon
29 – 30 June, Yilan Coutny TPE

Name	University	Gender	Result	Competitors
Gillian Backhouse	The University of Queensland	Female	21st	43
Matt Brady	The Newcastle University	Male	27th	54
Adam Rudgley	Australian National University	Male	21st	54

Archery
4-7 July, Cordoba ESP

Name	University	Gender	Event	Result	Competitors
Ricci Cheah	The University of Sydney	Male	Compound	13th	25

Karate
12-15 July, Bratislava SLO

Name	University	Gender	Event	Result
Tsuneari Yahiro	The University of Sydney	Male	-67kg	Round 2
Michael Economou	The University of Sydney	Male	-75kg	Round 1
George Barounis	Coach			



World University Championships

Orienteering
2-6 July, Alicante ESP

Name	University	Gender	Event	Result	Competitors
Matthew Parton	Australian National University	Male	Long	64th	91
			Sprint	86th	100
			Middle	64th	102
Oliver Crosato	Queensland University of Technology	Male	Relay	20th	33
			Long	69th	91
			Sprint	81st	100
Aaron Breed	JMC Academy	Male	Middle	80th	102
			Long	MP	91
			Sprint	67th	100
Aislinn Prendergast	The University of Melbourne	Female	Middle	81st	102
			Relay	20th	33
			Long	37th	67
Laurina Neumann	LaTrobe University	Female	Middle	42nd	80
			Relay	16th	28
			Long	49th	67
Ilka Barr	The University of Melbourne	Female	Sprint	58th	77
			Relay	18th	28
			Long	58th	67
Lauren Gillis	University of South Australia	Female	Middle	54th	80
			Relay	18th	28
			Long	MP	67
Murray Scown	University of New England	Male	Sprint	13th	77
			Relay	18th	28
			Long	78th	100
Rachel Effenev	The University of Queensland	Female	Middle	33rd	102
			Relay	20th	33
			Sprint	15th	77
Bridget Anderson	University of South Australia	Female	Middle	38th	80
			Relay	16th	28
			Sprint	30th	77
Evan Barr	Manager	Male	Middle	57th	80
			Relay	16th	28
Simon Uphill	Coach	Male			

World University Championships

Canoe Sprint
27 – 31 August, Kazan RUS

Name	University	Gender	Event	Result
Nicholas Dawe	Macquarie University	Male	K2 1000m – Final	9th
			K2 200m – Semi	5th
			K1 200m – Semi	4th
			K4 200m – Final	8th
			K2 1000m – Final	9th
Samuel Speers	University of Technology Sydney	Male	K2 1000m – Final	9th
			K2 200m – Semi	5th
			K4 200m - Final	8th
Jack Murphy	Griffith University	Male	K4 200m – Final	8th
Aaron Murphy	Griffith University	Male	K4 200m – Final	8th
Stacey Higgins	University of the Sunshine Coast	Female	K1 500m – Final	6th
			K2 500m – Final	4th
			K2 200m – Final	5th
Jacqueline Green	Macquarie University	Female	K1 200m – Semi	4th
			K2 500m – Final	4th
			K2 200m - Final	5th

Match Racing
3-8 September, Nice FRA

Name	University	Gender	Result
Jay Griffin (Skipper)	University of Technology Sydney	Male	2nd
Jack Dawson	University of Wollongong		
Jack Breislin	The University of New South Wales		
Jackson Cranfield	University of Technology Sydney		
Samuel Gilmore (Skipper)	The University of Western Australia		
Steven Thomas	The University of Western Australia	Male	1st
Christopher Smith	The University of Western Australia		
Alistair Marchesi	The University of Western Australia		
Jessica Hansen (Skipper)	Endeavour College		
Sasha Ryan	The University of Sydney		
Jaime Ryan	The University of Queensland	Female	5th
Natalie Greentree	The University of New South Wales		
Tara McCall (Skipper)	The University of New South Wales		
Katie Webb	University of Technology Sydney		
Carla Sexton	University of Technology Sydney		
Aurora Paterson	Macquarie University/ Australian Catholic University		

World University Championships

Sport Shooting
4-9 September, Kazan RUS

Name	University	Gender	Event	Result
Daniel Allam	University of Technology Sydney	Male	Men's Trap	16th
Joshua Collard	RMIT University	Male	Men's Trap	8th
Emma Cox	La Trobe University	Female	Women's Trap	9th
Tamsyn Henry	Griffith University	Female	Women's 10m Rifle	49th

Rowing
7-9 September, Kazan RUS

Name	University	Gender	Event	Result
Nathan Bowden	University of South Australia	Male	Men's Pair	5th
Michael Poulter	Monash University			
Riley Owen	Australian National University			
Samuel Volker	The Adelaide University	Male	Men's Double Scull	Final B – 2nd
Peta White	The Adelaide University			
Zoltan Sheperd	Coach			
Peta White	The Adelaide University	Female	Women's Single Scull	Final B – 1st

Badminton
6-11 November, Gwangju KOR

Name	University	Gender	Event	Result
Elliot Clutterbuck	The University of Western Australia	Male	Men's Singles	15 – 42
			Men's Doubles	27-25, 21-14
				12-21, 16-21
Luke Chong	The University of Melbourne	Male	Men's Singles	26 – 42
			Men's Doubles	27-25, 21-14
				12-21, 16-21



Major event partner



Opening Ceremony naming rights partner



Opening Ceremony presenting partner



University partners



JanSport Amazing Race naming rights sponsor



Supporting partner



Media partners



Australian University Games

In 2012 the AUG celebrated its 20th year. Support from the South Australia Tourism Commission and Events SA ensured the event returned to Adelaide for the first time since 2006. Attracting 6,120 participants from 40 universities the Games was a tremendous success.

The University of Melbourne took home the honour of overall champion university while The University of Western Australian were awarded the Doug Ellis per capita award and RMIT University were awarded the John White spirit of the Games.

Local universities also made the most of their home town advantage with elevated performances from The University of Adelaide and University of South Australia compared with previous years.

University Name	Abbreviation	AUS Region	Total Participants*
Australian Catholic University	ACU	North	139
Australian College of Physical Education	ACPE	East	47
Australian Defence Force Academy	ADFA	East	0
Bond University	BOND	North	31
Central Queensland University	CQU	North	2
Charles Darwin University	CDU	North	2
Charles Sturt University	CSU	East	30
Curtin University	CURT	West	105
Deakin University	DEAK	South	155
Edith Cowan University	ECU	West	85
Flinders University	FU	South	78
Griffith University	GU	North	142
James Cook University	JCU	North	83
Latrobe University	LTU	South	215
Macquarie University	MCU	East	176
Monash University	MON	South	562
Murdoch University	MDU	West	152
Queensland University of Technology	QUT	North	152
RMIT University	RMIT	South	214
Southern Cross University	SCU	North	1
Swinburne University of Technology	SUT	South	52
The Australian National University	ANU	East	120
The University of Adelaide	AU	South	389
The University of Melbourne	MELB	South	447
The University of New South Wales	UNSW	East	392
The University of Newcastle	NCLE	East	176
The University of Notre Dame Australia	UNDA	West	54
The University of Queensland	UQ	North	161
The University of Sydney	USYD	East	465
The University of Western Australia	UWA	West	352
University of Ballarat	UBAL	South	129
University of Canberra	UC	East	42
University of New England	UNE	North	22
University of South Australia	USA	South	195
University of Southern Queensland	USQ	North	10
University of Tasmania	UTAS	South	16
University of Technology Sydney	UTS	East	319
University of the Sunshine Coast	USC	North	30
University of Western Sydney	UWS	East	115
University of Wollongong	UOW	East	61
Victoria University	VU	South	202

*figures include team management

Total 6120

Regional University Games



Major event partner



University partner



Opening Ceremony naming rights partner



Sport naming rights sponsors



Northern University Games

The 2012 Northern University Games were one of the most successful in the last five years due to the support provided by host Lismore City Council and partner Southern Cross University. Participants totalled 1,080 from 10 university campuses who competed for the title of overall champion. The coveted title and winner of the Jodie Martin trophy was Griffith University Gold Coast. Winner of the Population Cup (per capita) was University of New England and James Cook University were awarded the Ron Leahy Spirit of the Games.

University	University abbreviation	Male participation	Female participation	Total participation
Bond University	BOND	56	80	136
Griffith University	GU	64	53	117
Griffith University Gold Coast	GUGC	94	88	182
James Cook University	JCU	15	25	40
Queensland University of Technology	QUT	28	71	99
Southern Cross University	SCU	110	133	243
The University of Queensland	UQ	26	47	107
University of New England	UNE	38	78	82
University of the Sunshine Coast	USC	22	31	53
University of Southern Queensland	USQ	19	6	25
Total		472	612	1084

Macquarie University flying high in the ultimate disc



Major event partner



Media partner



Eastern University Games

Australia's country music capital – Tamworth NSW, was appointed as host city for the 2012 Eastern University Games. Given the city's experience in hosting large scale events, the support of Tamworth Regional Council was exceptional to ensure the success of the event. Participants totalling 2,300 from 20 university and TAFE institutes including one team from Massey University New Zealand, experienced four days of fierce competition to find the overall champion. Overall champion was won by University of Technology Sydney. Winners of the Ann Mitchell trophy for per capita champion were Australian College of Physical Education who were also awarded The Ben Tjen /Shane Alvisio Trophy for Spirit of the Games.

University	University abbreviation	Male participation	Female participation	Total participation
Australian Catholic University	ACU	20	30	50
Australian College of Physical Education	ACPE	53	22	75
Australian National University	ANU	89	62	151
Avondale College of Higher Education	AVON	7	15	22
Canberra Institute of Technology	CIT	4	4	8
Charles Sturt University	CSU	126	102	228
Macquarie University	MQU	77	59	136
Massey University NZ	MASNZ	7	0	7
New England Institute of TAFE	NEI	10	8	18
South Western Sydney Institute	SWSI	4	1	5
Sydney Institute of TAFE	SIT	17	5	22
The University of Newcastle	NCLE	166	106	272
The University of Notre Dame Australia	UNDA	13	21	34
The University of Sydney	USYD	55	59	114
The University of Sydney [Cumberland]	SUCSG	111	80	191
University of Canberra	UC	50	67	117
University of New South Wales	UNSW	106	97	203
University of Technology Sydney	UTS	167	131	298
University of Western Sydney	UWS	80	35	115
University of Wollongong	UOW	19	48	67
Total		1181	952	2133



Major event partner



Games centre sponsor



Media partner



Southern University Games

With the support of Latrobe City Council, the Southern University Games returned to Latrobe City for the first time in several years. Competitors totalling 1,393 travelled from Victoria, South Australia and Tasmania to compete in the Games and represented 11 universities and three TAFE institutions. Overall champion and winner of the John Campbell Trophy was RMIT. Australian Catholic University won the Hugh McKechnie Trophy (per capita champion) as well as the South Spirit of the Games.

University	University abbreviation	Male participation	Female participation	Total participation
Australian Catholic University	ACU	15	27	24
Chisholm Institute of TAFE	CHIS	25	6	31
Deakin University	DUSA	108	115	223
GippsTAFE	GIPPS	6	8	14
Holmesglen TAFE	HOM	32	13	45
La Trobe University	LTU	106	117	223
Monash University	MON	83	73	156
The University of Melbourne	MELB	35	46	81
The University of Adelaide	AU	8	9	17
RMIT University	RMIT	126	97	223
Swinburne University of Technology	SUT	36	5	41
University of Ballarat	UBAL	56	37	93
University of Tasmania	UTAS	9	0	9
Victoria University	VU	84	111	195
Total		729	664	1393



Central University Games

2012 was the second year of the Central University Games which was introduced under a trial period in 2011. The event consists of only five sports which were sports requiring qualification to the AUG. Whilst participation numbers were low competition was of a high level. Representatives from The University of Adelaide, University of South Australian and Flinders University competed to win a pathway to the AUG.

Sport	The University of Adelaide	University of South Australia	Flinders University
Basketball	19	17	7
Football	29	34	-
Hockey	14	11	12
Netball	37	-	21
TOTALS	99	62	40

Edith Cowan University football player takes time out from his studies to use his head in the sporting arena.



TSWA Sponsors



Tertiary Sports Western Australia (TSWA)

TSWA experienced a highly successful regional inter-university Sport Program in 2012. TSWA staged a number of events including the State University Championships, qualifiers for the Australian University Games, feature events, developmental sport competitions, community participation opportunities, student practicum/work experience placements through the 'PracConnect' scheme. Another highlight was the 'alcoholthinkagain' Fairest and Best Sport Star Awards.

The Tertiary Sports 2012 Program featured 17 single and/or multi sport events including 23 sports with equal gender opportunities to compete. A total of 1,442 competitors and 238 officials were involved directly in the Tertiary Sports W.A. Program with a competitor gender split of 42% women and 58% men.



Australian University Championships (AUC)

Orienteering

AUC – Orienteering was held in conjunction with the Australian National Orienteering Championships in Stanthorpe, QLD on 8 April. Despite exceedingly hot conditions and tough terrain, The University of Queensland emerged overall winners.

Surfing

Held in conjunction with the 2012 Northern University Games, AUC – Surfing was held in Lismore from 1-5 July. 15 universities contested in excellent conditions with the overall champion in both mens and womens competitions coming from event host Southern Cross University.

Distance Running

The Sydney Running Festival hosted the AUC – Distance Running on 16 September. Consisting of marathon, half marathon and 10km events, the Distance Running champions was The University of New South Wales.

Rowing

The AUC – Rowing was held in conjunction with the 2012 Australian University Games, Adelaide from 23-28 September. Mens rowing champion was The Australian National University and womens rowing champion was The University of Sydney. The University of Adelaide were winners of the coveted Oxford Cambridge Cup (mens eights).

Triathlon

The boutique event, the Kingscliff Triathlon hosted the AUC – Triathlon on 25 November. 2012 saw a significant increase in participation with 55 students from 15 universities competing for their university with The University of Sydney taking home overall champion status.

Twenty20™ Cricket

Lismore City Council continued their support of AUS events in 2012 by hosting the AUC – Twenty20 Cricket from 2-6 December. Though team numbers were lower than previous years, the event attracted key support from Red Bull who provided a pathway for the winning team to attend the World University Red Bull Twenty20 Cricket Tournament in India (held in 2013). The University of New South Wales was the lucky team to attend this tournament after a solid winning performance.

The Twenty20™ trademark is a trademark of Cricket Australia and used under license from Cricket Australia

AUS Sanctioned Events


In 2012 Australian University Sport sanctioned the following events;

- Laffan Cup, Hawkesbury NSW: 17 March
- Australian Fleet Racing Championships, Sydney NSW 13 – 15 April
- Australian University Rogaining Championships, Flinders Ranges SA: 5 – 6 May
- SA Challenge, Adelaide SA: 8 – 13 July
- National Indigenous Tertiary Education Student Games, Townsville QLD: 23 – 28 September

Snow Sports

AUC – Snow Sports returned to Mt Buller Victoria from 2-6 September. Whilst held in the latest part of the snow season, snow falls were at record levels which complemented the record number 331 participants representing 23 universities. The University of Melbourne were the overall champion university with additional awards including:

University Champion	The University of Melbourne
Spirit of the Mountain	The University of Newcastle
Male University Champion	The University of Melbourne
Female University Champion	The University of Sydney
University Cross Country Champion	The University of Melbourne
Alpine Male Champion	Tom Lewis (USYD) & Nick Karlowatz (UTS)
Alpine Female Champion	Lizzy Stubbs (RMIT)
Freestyle Male Champion	Rohan Chapman-Davies (UNSW)
Freestyle Female Champion	Torie Hamilton-Wilson (MELB)
Snowboard Male Champion	Jake Baker (MON)
Snowboard Female Champion	Amanda Taylor (MON)
Cross Country Male Champion	Callum Watson (UNSW)
Cross Country Female Champion	Elise Phillips (MELB)



UNSW revel in their win at the 2012 Red Bull AUC Twenty20 Championship





Rugby Union Players from the
University of South Pacific at the
Samoa University Games

Oceania University Sports Association (OUSA)



Strengthening World University Sport – AUS and its role in the Oceania University Sports Association during 2012

By way of introduction, university sport at the global level is governed by the International University Sports Federation (FISU). The role that FISU plays is similar to the role that the International Olympic Committee (IOC) plays for Olympic sports; and like the IOC, FISU has its head office in Lausanne, Switzerland. Mirroring the IOC, FISU has also developed Continental Federations which connect with its member countries in that geographic area.

As the largest member of the 11 member countries currently comprising OUSA AUS has taken a proactive and supportive role in the development of FISU's newest Continental Federation often using its scale to coordinate and assist other member countries to access FISU events and to grow and develop university sport in their countries. The other full members of OUSA are American Samoa, Cook Islands, Fiji, New Caledonia, Papua New Guinea, New Zealand, Northern Mariana Islands, Samoa, Guam, Federated States of Micronesia.

Governance

Since 2011 AUS has offered a bureau service to OUSA for all its administrative and financial activities. With AUS Board member Martin Doulton as Secretary General and the OUSA representative

member on the FISU Executive Committee the OUSA Finance Management Committee under the guidance of its Chair Don Knapp, together with the support of AUS Finance Manager Glenys Woolcock, OUSA finances continue to meet all FISU audit requirements.

It was with this strong administrative and financial base that the Oceania National University sporting federations made an impact at the 2012 FISU Forum and Special General Assembly. The support of OUSA members to be able to attend these events was also testimony to the growing awareness of and support for, FISU across the region and the amazing support provided by AUS head office particularly AUS Executive Assistant Michelle Zito.

2012 FISU Forum

Along with high performance student athletes Tara McCall (UNSW) and James Burman (USYD), AUS staff member Adam Abbott and AUS Board member Elizabeth Brett joined FISU Executive Committee member Martin Doulton and FISU Emeritus Life Member Alf Lazer to form a 23 participant nine member nation strong Team Oceania presence at the 2012 FISU Forum held in Taipei City, Taipei.





The University of Melbourne overall champions for the 2012 AUG

2012 AUS Award Winners – results by place

The AUS University Champion award combines all pennants allocated for each sport conducted in the Australian University Games and Championships for that year.

The 2012 AUS University Champion is The University of Melbourne.

Place	University
1	The University of Melbourne
2	The University of Sydney
3	Monash University
4	University of Technology Sydney
5	RMIT University
6	The University of New South Wales
7	The University of Adelaide
8	The University of Queensland
9	Victoria University
10	Deakin University
11	Southern Cross University
12	The University of Western Australia
13	Queensland University of Technology
14	The Australian National University
15	James Cook University
16	Charles Sturt University
17	University of South Australia
18	Macquarie University
19	La Trobe University
20	University of The Sunshine Coast
21	The University of Newcastle
22	Griffith University
23	University of Canberra
24	Bond University
25	University of Western Sydney
26	Edith Cowan University
27	Australian Defence Force Academy
28	Murdoch University
29	University of Ballarat
30	University of Wollongong
31	Australian Catholic University
32	Swinburne University of Technology
33	Curtin University of Technology
34	University of Tasmania
35	Flinders University
36	Central Queensland University
37	Australian College of Physical Education
38	Charles Darwin University
39	The University of Notre Dame Australia
40	University of New England
41	University of Southern Queensland



The UWA mens basketball team placed sixth at the AUG in Adelaide adding to the overall points tally that resulted in UWA taking home the AUS overall per capita championship for 2012

2012 AUS Award Winners – results by place

The AUS Per Capita Champion award combines points accumulated for each place in each pennant event within the Australian University Games and Championships for that year.

The 2012 Per Capita Champion is The University of Western Australia.

Place	Per capita points	Per capita factor	University
1	441.6	0.96	The University of Western Australia
2	422.06	0.94	The University of Adelaide
3	407.19	0.49	The University of Melbourne
4	393.47	0.49	The University of Sydney
5	369.18	0.42	Monash University
6	365.15	0.67	University of Technology Sydney
7	293.75	0.47	The University of New South Wales
8	283.9	1.67	Murdoch University
9	283.71	1.93	University of Ballarat
10	268.92	3.24	Bond University
11	258.63	2.33	Charles Sturt University
12	254.24	1.12	Deakin University
13	245.96	2.86	University of Canberra
14	237.6	1.8	Australian Catholic University
15	232.06	0.82	The University of Newcastle
16	224.71	0.71	Macquarie University
17	222.27	0.93	Victoria University
18	221.4	0.9	University of South Australia
19	218.45	2.57	University of The Sunshine Coast
20	214.88	3.16	Southern Cross University
21	208.12	1.21	The Australian National University
22	198.56	1.46	James Cook University
23	194.25	0.75	La Trobe University
24	190.58	0.47	RMIT University
25	182.04	4.44	Australian College of Physical Education
26	159.84	4.44	Charles Darwin University
27	158.6	0.61	Queensland University of Technology
28	153.9	0.54	The University of Queensland
29	137.47	0.59	Griffith University
30	135.54	2.51	The University of Notre Dame Australia
31	134.68	1.48	Flinders University
32	128.76	4.44	University of New England
33	119.88	4.44	Australian Defence Force Academy
34	110.86	2.41	Central Queensland University
35	99.96	0.84	University of Wollongong
36	83.79	0.63	University of Western Sydney
37	77.76	0.96	Swinburne University of Technology
38	75.48	1.11	Edith Cowan University
39	73.66	1.27	University of Tasmania
40	73.36	0.56	Curtin University of Technology
41	71.04	4.44	University of Southern Queensland



AUS Awards and Honour Roll

2012 Award winners

Award	Winner	Sport	University
Male Athlete of the Year	Sam Gilmour	sailing	UWA
Female Athlete of the Year	Grace Loh	swimming	MELB
Most Outstanding Sport Achievement of the Year	Matthew Cowdrey	swimming	AU
Team of the Year	University of Western Australia	sailing	UWA
Coach of the Year	Dean Gleeson	athletics	USYD
Service to Sport	Joshua Van Kampen		UWA

AUS Honour Roll

University sport is steeped in history, and Australia has produced many champions since the inaugural World University Games held in Paris in 1923. In 2010 Australian University Sport recognised more than 200 athletes through the establishment of the Australian University Sport Honour Roll.

This Honour Roll includes two categories: champions and medallists.

Champions are masters in their chosen sport and are athletes who have competed and won multiple medals (including one gold) at a single event, or multiple medals at more than one World University Games or Championship event.

Medallists are an elite group of athletes that have won a medal at a World University Games or Championship event.

Champions

Jay Griffin, Match Racing,
University of Technology Sydney

Jackson Cranfield, Match Racing,
University of Technology Sydney

Carmen Marton, Taekwondo,
Deakin University

Medallists

Samuel Gilmour, Match Racing,
The University of Western Australia

Alistair Marchesi, Match Racing,
The University of Western Australia

Christopher Smith, Match Racing,
The University of Western Australia

Steven Thomas, Match Racing,
The University of Western Australia

Jack Dawson, Match Racing,
University of Wollongong

Jack Breislin, Match Racing,
University of Technology Sydney

Details of all champions and medallists can be found on the AUS website www.unisport.com.au

Sports Results

2012 Australian University Games – results by place



Athletics

Rank	Men	Women
1	USYD	USYD
2	USC	UQ
3	MQU	MELB
4	AU	UWA
5	UTAS	UTS
6	MELB	MON
7	UQ	AU
8	NCLE	NCLE
9	SUT	UNSW
10	RMIT	UBAL
11	UBAL	USA
12	GU	DEAK
13	UWA	CQU
14	MON	UOW
15	LTU	VU
16	UOW	CURT
17	UNSW	LTU
18	VU	UTAS
19	JCU	ACPE
20	DEAK	UWS
21	CDU	GU
22	QUT	MDU
23	BOND	QUT
24	FU	RMIT
25	UTS	ECU
26	UWS	JCU
27	MDU	CDU
28	USA	FU
29		ACU
30		UNDA
31		MQU



Australian Rules Football

Rank	Men	Women
1	MELB	RMIT
2	UWA	MON
3	AU	VU
4	MON	ACU
5	UBAL	ECU
6	ACU	UWA
7	USYD	MDU
8	VU	UBAL
9	MDU	
10	UNSW	
11	UQ	
12	ECU	



Badminton

Rank	Men	Women
1	MELB	USYD
2	MON	MON
3	USYD	MELB
4	USA	AU
5	UNSW	UTS
6	MQU	NCLE
7	RMIT	JCU
8	UTS	
9	AU*	
10	NCLE	
11	FU	
12	VU	
13	LTU	
14	UNE	
15	JCU	



Baseball

Rank	Open
1	MELB
2	NCLE
3	MON
4	UNSW
5	LTU
6	USYD
7	AU
8	UWA
9	UWS
10	ACU
10	ACU









Basketball

Rank	Men	Women
1	MON	MON
2	MELB	UNSW
3	USYD	DEAK
4	VU	USYD
5	GU	RMIT
6	UWA	MQU
7	RMIT	MELB
8	MQU	GU
9	MDU*	USA*
10	AU	UWS
11	UTS	UQ
12	JCU	UTS
13	UWS	QUT
14	UTAS	VU
15	DEAK	UWA
16	SUT	LTU
17	UNSW	MDU
18	UBAL	AU




Note : * 9th is 1st in div 2



2012 Australian University Games – results by place

 Beach Volleyball				 Cycling			 Fencing		
Rank	Mixed	Men	Women	Rank	Men	Women	Rank	Men	Women
1	RMIT	DEAK	MON	1	MELB	MON	1	MELB	MELB
2	UWA	MELB	USA	2	USYD	USYD	2	USYD	UNSW
3	AU	VU	ECU	3	MON	UNSW	3	UQ	ANU
4	MON	AU	QUT	4	UNSW	UWA	4	MON	MON
5	MDU	UOW	UC	5	RMIT	AU	5	UWA	UQ
6	MELB	MON	MELB	6	AU	NCLE	6	MDU	USA
7	LTU	JCU	VU	7		UTS	7	UNSW	AU
8	QUT	ACPE	UWA				8	USA	
9	CURT*	QUT	AU				9	AU	
10	UBAL	ECU	MQU						
11	USC								
12	VU								
13	FU								
14	JCU								
15	UNDA								
16	UNSW								




 Football			 Golf			 Handball	
Rank	Men	Women	Rank	Men	Women	Rank	Mixed
1	MON	USYD	1	MON	USYD	1	UTS
2	MELB	MON	2	RMIT	MON	2	USYD
3	UWA	MELB	3	MELB		3	MON
4	LTU	UOW	4	LTU		4	UBAL
5	UNSW	AU	5	UWA		5	UWA
6	ECU	UWA	6	UNSW		6	UQ
7	USYD	UNSW				7	UNSW
8	CURT	DEAK				8	CURT
9	RMIT*	USA				9	VU*
10	VU	UTS				10	UOW
11	AU	MDU				11	GU
12	UTS	UNE				12	NCLE
13	NCLE	UWS				13	DEAK
14	DEAK					14	ACPE
15	USA					15	UWS
16	MDU					16	QUT




2012 Australian University Games – results by place

 Hockey			 Judo			 Kendo	
Rank	Men	Women	Rank	Men	Women	Rank	Open
1	MELB	USYD	1	USYD	VU	1	MELB
2	USYD	MELB	2	AU	UNSW	2	UTS
3	AU	MON	3	UNSW		3	USYD
4	MON	AU	4	USA		4	MQU
5	UWA	MQU				5	UNSW
6	UQ	UNSW				6	USA
7	CURT	LTU				7	MON
8	NCLE	NCLE				8	MDU
9	QUT*	DEAK				9	ANU
10	RMIT	UTS				10	AU
11	UTS	VU					
12	UNSW	QUT					
13	DEAK	RMIT					
14	USA						
15	LTU						
16	MQU						




 Lawn Bowls		 Netball		
Rank	Open	Rank	Women	Mixed
1	CSU	1	MON	RMIT
2	UWA	2	RMIT	UTS
3	MON	3	LTU	MELB
4	UNSW	4	MELB	MON
5	JCU	5	GU	UWA
6	CURT	6	QUT	MQU
7	UTS	7	UTS	VU
8	MDU	8	UQ	LTU
9	UOW*	9	CURT*	DEAK*
10	UQ	10	JCU	MDU
11	USA	11	USYD	GU
12	UBAL	12	AU	FU
13	UNDA	13	UWA	UNSW
14	ACU	14	VU	ACU
		15	DEAK	USQ
		16	UC	UNDA
		17	ECU	USYD



2012 Australian University Games – results by place

 Rowing			 Rugby 7s			 Sailing		
Rank	Men	Women	Rank	Men		Rank	Open	
1	ANU	USYD	1	USYD		1	UWA	
2	AU	AU	2	BOND		2	USA	
3	MELB	ANU	3	QUT		3	USYD	
4	UWA	MELB	4	UTS		4	MELB	
5	MON	USA	5	UNSW		5	AU	
6	USYD	MON	6	MON		6	MON	
7	GU	UTS	7	MELB		7	UTS	
8	CURT	NCLE	8	ANU		8	UNSW	
9	UNSW	ACU	9	AU		9	RMIT	
10	USA	UWA				10	QUT	
11	ACU	FU				11	ANU	
12	UTS	LTU						
13	MDU	MQU						
14	NCLE							
15	RMIT							
16	UBAL							
17	BOND							
18	FU							
19	MQU							




 Softball			 Squash			 Swimming		
Rank	Women		Rank	Men	Women	Rank	Men	Women
1	MELB		1	AU	MON	1	UNSW	MELB
2	MON		2	USA	LTU	2	USYD	MON
3	UNSW		3	UNSW	MELB	3	MON	UNSW
4	UTS		4	MON	NCLE	4	MELB	UTS
5	UWS		5	RMIT	UWA	5	MQU	AU
			6	LTU		6	DEAK	LTU
			7	BOND		7	UQ	USYD
			8	MELB		8	CQU	MQU
			9	JCU		9	UTS	QUT
			10	UWA		10	AU	QNU
						11	USQ	RMIT
						12	LTU	UQ
						13	USA	FU
						14	UC	USA
						15	GU	
						16	USC	
						17	ANU	
						18	QUT	
						18	QUT	

2012 Australian University Games – results by place




 Table Tennis		 Taekwondo			 Tennis		
Rank	Men	Rank	Men	Women	Rank	Men	Women
1	MELB	1	VU	MON	1	MELB	USYD
2	MON	2	MON	USYD	2	UTS	UWA
3	UQ	3	UTS	UNSW	3	UWA	UWS
4	SUT	4	USYD	UTS	4	MDU	UNSW
5	RMIT	5	MELB	MELB	5	USYD	MON
6	AU	6	UNSW	RMIT	6	MON	MELB
7	USYD	7	UWA	VU	7	RMIT	GU
8	UOW	8	JCU	NCLE	8	UNSW	UTS
9	JCU	9	FU	CURT	9	LTU	
		10	RMIT	UWA	10	UBAL	
		11	UWS	MQU	11	USA	
		12	USA	ECU	12	CURT	
		13	SUT		13	AU	
		14	NCLE				



 Tenpin Bowling		 Touch			
Rank	Men	Rank	Men	Women	Mixed
1	RMIT	1	JCU	UTS	QUT
2	MON	2	UNSW	GU	UC
3	UWA	3	MON	MON	USC
4	UC	4	UTS	UNSW	MQU
5	CURT	5	QUT	JCU	GU
6	ACU	6	USYD	LTU	ACU
7	USC	7	NCLE	DEAK	MELB
8	MDU	8	MQU	USYD	UQ
9	UQ	9	UWA*	UWS	NCLE
10	UTS	10	LTU	QUT	BOND
11	UBAL	11	UWS	MELB	ACPE
12	JCU	12	UQ	UWA	UNDA
13	GU	13	GU		USYD
		14	MELB		MON
		15	ECU		UTS
		16			UWA
		17			AU
		18			LTU




2012 Australian University Games – results by place

 Ultimate		 Volleyball			 Water Polo		
Rank	Mixed	Rank	Men	Women	Rank	Men	Women
1	MELB	1	MON	AU	1	USYD	USYD
2	MON	2	AU	USYD	2	MCU	UNSW
3	UWA	3	UTS	QUT	3	MELB	MCU
4	NCLE	4	MELB	MON	4	UNSW	MON
5	MCU	5	RMIT	UNSW	5	UWA	USA
6	ANU	6	USYD	USA	6	MON	NCLE
7	USYD	7	ANU	MELB	7	UTS	AU
8	AU	8	UNSW	UWA	8	AU	UWA
9	UBAL*	9	GU*	UTS*	9	DEAK	MELB
10	UNSW	10	USA	GU	10	ANU	UTS
11	UQ	11	FU	DEAK	11	NCLE	UQ
12	CSU	12	UC	LTU			
13	FU	13	SUT	ANU			
14	MDU	14	LTU	VU			
15	LTU	15	QUT				
16	SUT	16	UWA				
17	CURT	17	VU				
18	UOW						
19	VU						
20	GU						
21	USA						
22	UWS						
23	ACPE						
24	ACU						
25	UNDA						

2012 Northern University Games – results by place

 Baseball		 Basketball			 Football	
Rank	Men	Rank	Men	Women	Rank	Women
1	SCU	1	UQ	UQ	1	UQ
2	BOND	2	BOND	QUT	2	UNE
3	UQ	3	JCU	GUGC	3	SCU
4	GU	4	GUGC	BOND	1	UQ
		5	QUT	UQ2	2	UNE
		6	SCU	SCU	3	SCU
		7	GU	GU		
		8	GUGC 2			
		9	GU 2			
		10	UQ 2			
		11	UNE			
		12	GUGC 3			
		13	GUGC 4			
		14	GUGC 5			
		14	GUGC 5			

 Golf		 Hockey	
Rank	Men	Rank	Women
1	SCU	1	GUGC
2	GUGC	2	QUT
3	BOND	3	SCU
4	USC	4	JCU
		5	BOND

 Lawn Bowls		 Netball			 Rugby 7s	
Rank	Open	Rank	Men	Women	Rank	Men
1	SCU	1	GUGC	GUGC	1	GUGC
2	SCU 2	2	UQ	BOND	2	USQ
3	BOND	3	JCU	UQ	3	SCU
4	SCU 3	4	SCU	GU	4	SCU 2
5	JCU	5	UNE	UNE		
		6	BOND	USQ		
		7	QUT	QUT		
		8	SCU 2	GU 2		
		9	GUGC 2	GUGC 2		
		10	USC	SCU		
		11	SCU 3	BOND 2		
		12	GU	USC		
		13		GUGC 3		
		14		SCU 2		
		15		SCU 3		
		16		GUGC 4		

2012 Northern University Games – results by place



Tennis

Rank	Men	Women
1	GU	GU
2	SCU	UNE
3	UNE	BOND
4	BOND	



Touch

Rank	Men	Women	Mixed
1	GU	GUGC	QUT
2	USC	QUT	BOND
3	UQ	USC	GU
4	SCU	SCU	SCU
5	BOND	BOND	GUGC
6	GUGC	UQ	USC
7			UNE
8			



Volleyball

Rank	Men	Women
1	GUGC	GUGC
2	GU	QUT
3	BOND	UQ
4	QUT	BOND
5	SCU	QUT 2
6		GU
7		UNE
8		SCU



Water Polo

Rank	Women
1	SCU
2	BOND
3	UNE

2012 Eastern University Games – results by place



Australian Rules Football

Rank	Men
1	UC
2	ACPE
3	NCLE
4	CSU



Futsal

Rank	Men	Women
1	UNSW	NCLE
2	UTS	UNSW
3	NCLE	UTS
4	ACPE	USYD
5	ANU	ACPE
6	USYD	MQU
7	UWS	
8	MASSEY	
9	SIT	
10	UWS2	
11	NCLE2	
12	SUSCG	



Golf

Rank	Men
1st	UTS
2nd	SUSCG
3rd	NCLE
4th	ACPE
5th	UNSW
6th	USYD
7th	ACU



Basketball

Rank	Men	Women
1	UTS	UTS
2	UWS	USYD
3	USYD	UNSW
4	CSU	UWS
5	MQU	SUSCG
6	ACPE	CSU
7	UNSW	ANU
8	NCLE	NCLE
9	CSU2	UTS2
10	SUSG	CSU2
11	UNSW2	MQU
12	NCLE2	
13	UNSW2	
14	CSU4	
15	UTS2	
16	CSU3	
17	UNDE	
18	ACU	



Lawn Bowls

Rank	Open
1	CSU
2	CSU2
3	CSU4
4	UTS2
5	CSU3
6	UNSW
7	ACPE
8	USYD2
9	UTS2
10	USYD
11	UC



Football

Rank	Men	Women
1	UNSW	UOW
2	SUSCG	UNSW
3	UTS	NCLE
4	NCLE	SUSCG
5	ANU	UTS
6	UOW	CSU
7	CSU	UNDA
8	MQU	



Netball

Rank	Women	Mixed
1	UTS	UTS
2	NCLE2	SUSCG
3	UOW	UNSW
4	NCLE	NCLE3
5	UC2	UC
6	ANU	UOW
7	UC2	CSU
8	UTS2	UTS2
9	USYD	NCLE3
10	CSU	NCLE2
11	ACU	ACPE
12	CSU2	ANU
13	CSU3	UWS
14	UNSW	MQU
15	AVONDALE	
16	MQU	



Hockey

Rank	Men	Women
1	UNSW	NCLE
2	NCLE	UOW
3	UTS	CSU
4	ANU	UTS
5	CSU	UNSW
6	CSU2	UC
7	MQU	ANU
8		MQU

2012 Eastern University Games – results by place

 Rugby 7s		 Rugby League		 Squash		 Tennis		
Rank	Men	Rank	Men	Rank	Men	Rank	Men	Women
1	NCLE	1	UTS	1	NCLE	1	UTS	UWS
2	UTS	2	SUSCG	2	UNSW	2	NCLE	UNSW
3	SUSCG	3	NCLE2	3	UTS	3	UNSW	NCLE
4	NCLE 2	4	NCLE	4	MQU	4	ACPE	MQU
						5	UC	UTS
						6	SUSCG	
						7	MQU	

 Tenpin Bowling		 Touch				 Ultimate	
Rank	Open	Rank	Men	Women	Mixed	Rank	Mixed
1	UC2	1	ANU	USYD	UTS	1	ANU
2	UTS	2	USYD	UC	ACU	2	UNSW
3	UWS	3	UC	CSU	NCLE	3	USYD
4	NEI	4	SUSCG	ANU	AVON	4	UTS
5	UC	5	UTS	NCLE	MQU	5	CSU
6	ACU	6	UWS	UTS	ACPE	6	NCLE
7	SWSI	7	ANU2	SUSCG	SUSCG	7	MQU
8	SUSCG	8	MQU		UNSW2	8	UTS2
9	ANU	9			UNSW	9	UWS
		10			CIT	10	SUSCG
		11			UNDA		
		12			NEI		
		13			UWS		
		14			SIT		
		15			USYD		
		16			UC		
		17			ANU		
		18			UTS		

 Volleyball		
Rank	Men	Women
1	UTS	UNSW
2	UNSW	SUSCG
3	UNSW2	ACU
4	SUSCG	

2012 Southern University Games – results by place

 Australian Rules Football			 Basketball			 Cheer	
Rank	Men	Women	Rank	Men	Women	Rank	Open
1	MON	RMIT	1	VU	VU	1	VU
2	DEAK	VU	2	DEAK	LTU	2	LTU
3	RMIT	DEAK	3	SUT	MELB	3	RMIT
4	VU		4	LTU	LTU 2	4	MELB
			5	MELB	DEAK 2	5	MON
			6	RMIT	DEAK	6	DEAK
			7	UBAL	RMIT		
			8	UTAS	UBAL		
			9	ACU	ACU		
			10	DEAK 3			
			11	LTU 2			
			12	SUT 2			
			13	DEAK 2			
			14	HOM			

 Cross Country			 Football		 Futsal	
Rank	Men	Women	Rank	Men	Rank	Men
1	LTU	ACU	1	RMIT	1	MELB
2	CHIS	LTU	2	DEAK	2	MON
3	RMIT	VU	3	LTU	3	UBAL
4	VU		4	VU	4	VU
5	ACU				5	HOM
					6	DEAK
					7	RMIT
					8	CHIS

 Golf			 Hockey			 Lawn Bowls	
Rank	Men	Women	Rank	Men	Women	Rank	Open
1st	RMIT	VU	1	RMIT	MON	1	LTU
2nd	CHIS		2	MON	RMIT	2	LTU 2
3rd	ACU		3	LTU	LTU	3	HOM
			4	UBAL	VU	4	DEAK
			5		UBAL		

2012 Southern University Games – results by place



Netball

Rank	Women	Mixed
1	LTU	RMIT
2	VU	LTU
3	DEAK	DEAK
4	LTU 2	VU
5	DEAK 2	MELB
6		ACU
7		MELB 2
8		DEAK 2
9		UBAL
10		CHIS
11		ACU 2
12		HOM



Tennis

Rank	Men	Women
1	MON	MON
2	RMIT	RMIT
3	LTU	
4	CHIS	
5	DEAK	
6	HOM	
7	SUT	



Tenpin Bowling

Rank	Open
1	RMIT
2	RMIT 2
3	RMIT 3
4	DEAK



Touch

Rank	Mixed
1	MON
2	LTU
3	DEAK
4	VU
5	MON 2
6	RMIT
7	LTU 3
8	LTU 2
9	MON 3
10	MON 4
11	VU 2
	GIPP



Ultimate

Rank	Mixed
1	MELB
2	MON
3	SUT
4	VU
5	UBAL
6	LTU
7	RMIT
8	DEAK
9	HOM



Volleyball

Rank	Men	Women
1	SUT	MELB
2	AU	DEAK
3	DEAK	UBAL
4	RMIT	LTU
5	VU	VU
6		RMIT
7		AU

2012 Central University Games – results by place



Basketball

Rank	Men	Women
1	AU	USA
2	USA	AU
3		FU



Football

Rank	Men	Women
1	AU	USA
2	USA	AU
3	USYD	MELB



Hockey

Rank	Men	Women
1	FU	
2	AU	
3	USA	



Netball

Rank	Women	Mixed
1	AU	FU
2	AU	AU
3	FU	AU

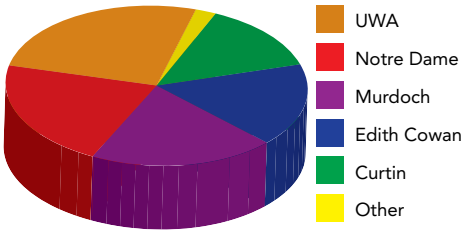
University Participation in the Tertiary Sports WA Program

Final standings for the Tertiary Sports W.A. Program were*:

Overall Champion University	The University of Western Australia	121.5 points
Runner Up University	Murdoch University	100 points
3rd	Curtin University	93.5 points
4th	Edith Cowan University	78.5 points
5th	The University of Notre Dame	63.5 points

* Central Institute of Technology (CIT) – participation only, no points

Western Spirit Award Winner – The University of Western Australia



2012 Australian University Championships – results by place



Cricket

Rank	Men
1	UNSW
2	MELB
3	USYD
4	UTS
5	SCU
6	ACU



Distance Running

Rank	Men	Women
1	UNSW	USYD
2	USYD	UNSW
3	ADFA	UTS
4	UTS	UWS
5	UWS	LTU
6	NCLE	UNE
7	CSU	CSU
8	MCU	ACU
9	UQ	UOW
10	UNE	CQU
11	ANU	ANU
12	USA	MCU
13	UNDA	NCLE
14	UTAS	QUT
15	ACU	AU
16	MELB	
17	FU	



Orienteering

Rank	Women
1	UQ
2	MELB
3	QUT



Snow Sports

Rank	Men	Women
1	MELB	USYD
2	MCU (=2)	MELB
3	RMIT (=2)	MCU
4	USYD	UNSW
5	UNSW	RMIT
6	UTS	UTS
7	NCLE	MON
8	ANU	NCLE
9	MON	ANU
10	UC	DEAK
11	DEAK	ACU
12	AU	UC
13	QUT	VU
14	CSU	SUT
15	UCA	QUT
16	UBAL	
17	BOND	



Surfing

Rank	Men	Women
1	SCU	SCU
2	UTS	RMIT
3	MELB	UTS
4	MON	USYD
5	RMIT	MON
6	UNSW	UNSW
7	SUT	GU
8	USC	MCU



Triathlon

Rank	Men	Women
1	UTS	UQ
2	USYD	QUT
3	QUT	USYD
4	BOND	GU
5	GU	DEAK
6	DEAK	SCU
7	SCU	MON
8	CDU	MELB
9	UNDA	BOND
10	UQ	UNSW
11	MDU	UTS
12	MON	CDU
13	MELB	UNDA
14	UNSW	MDU

AUS life members

AUS life member	Life member since
John Campbell	2003
Tony Collings OAM (1937-2010)	2003
Robert Lawton	2003
Alf Lazer AM	2003
Paul Manning	2003
Hugh McKechnie	2003
Helen Ann Mitchell OAM	2003
James Voght	2003
Stephen Griffith	2004
Bruce Meakins	2004
Chris Solly	2006
Antony Gerard (Tony) Booth OAM	2008
Greg Harris	2008
Kevin Stapleton	2008
Jeff Fitzgerald	2010
Tom O'Sullivan (1957-2011)	2012



AUS partners and supporters

PRINCIPAL PARTNER



National Partners



National Suppliers





AUSTRALIAN UNIVERSITY SPORT LIMITED

Suite 1.12 Sports House
150 Caxton Street, Cnr Castlemaine Street
Milton QLD 4064
AUSTRALIA

P: +61 7 3876 2610

F: +61 7 3876 2620

E: aus@unisport.com.au

W: www.unigames.com.au