



# 13 EXPERIENCE IT

ANNUAL REPORT



Alexei Almoukov  
Bronze medallist in the  
biathlon 12.5km pursuit at  
the 2013 Winter Universiade.  
(Front cover and here)



## TABLE OF CONTENTS

02

Message from the Australian Sports Commission

05

President's report

06

AUS Board and AUS staff

10

CEO's report

14

National development report

16

Regional reports

18

Business development

23

High performance

28

Australian University Games

31

Regional University Games

34

Tertiary Sports Western Australia

35

Australian University Championships / Sanctioned events

37

Oceania University Sports Association

42

AUS award winners

45

Sport results

60

AUS life members

61

AUS partners and supporters



Australian Government  
Australian Sports Commission

## MESSAGE FROM THE AUSTRALIAN SPORTS COMMISSION

**The Australian Sports Commission (ASC) is committed to ensuring Australian athletes excel in the international sporting arena and increasing Australians' participation in sport.**

These two clear objectives are mutually reinforcing – international success inspires Australians to participate in sport and greater participation helps nurture our future champions. Sport inspires individuals, unites communities and encourages active lifestyles.

In 2013-14, the Australian Government, through the ASC, is investing almost \$120 million in national sporting organisations for high performance programs and to promote grass roots participation in sport.

Our partner sports can expect a much sharper focus by the ASC in future on best practice governance and administration, intellectual property ownership, athlete management and support structures and general accountabilities by the sports. Equally, the

ASC is committed to changing to meet the needs of contemporary sport.

Importantly, the Australian Government is focused on promoting grass roots participation in sport throughout Australia and to continue a suite of successful national programs such as the Active After School Communities program. Increased community sport participation has a profound long term dividend, and remains a vital objective of the ASC.

The ASC looks forward to working in collaboration with the sport sector to encourage more people into sport and to drive Australia's continued sporting success.

**Mr John Wylie AM**  
Chairman  
Board of the Australian Sports Commission





Australian Government  
Australian Sports Commission

# WINNING PARTNERSHIP



## The Australian Sports Commission proudly supports Australian University Sport

The Australian Sports Commission is the Australian Government agency that develops, supports and invests in sport at all levels in Australia.

Australian University Sport has worked with the Australian Sports Commission to develop sport from community participation to high-level performance.

**Australian University Sport is one of many national sporting organisations that has formed a winning partnership with the Australian Sports Commission.**



The University of Melbourne, badminton player Luke Chong unleashes his fury on the courts at the Australian University Games.



## PRESIDENT'S REPORT

During the last few years my career has taken a new direction at Macquarie University and in some respects has meant a step back from university sport. I feel privileged to now have the opportunity of chairing Australian University Sport (AUS) and to witness first hand the progress that has been made over recent years.

I would like to share some of my observations. AUS is a member organisation and it has therefore been pleasing to see the lead role that it has played in representing the sector in the reintroduction of the Student Services and Amenities Fee.

The strategy implemented by the CEO Don Knapp, the Board and staff has demonstrated exceptional leadership on behalf of the sector. There have also been significant business improvements and governance standards introduced by the board that have resulted in a much higher level of financial transparency and accountability.

The ongoing commitment to improving both customer and member services has also been a key strategy that the organisation has focused on.

What now excites me is where we can take the organisation and university sport from such a solid base. The board will begin to now focus on some of the following areas:

- Building the profile and networking capacity for the organisation – better connecting with key stakeholders and creating influential touch points politically, commercially, with the university sector through Universities Australia and throughout the national sporting landscape.
- Creating more dual career education programs and opportunities for our best and brightest student

athletes – we are now on the Australian Institute of Sport's radar. We will be aiming to grow this relationship and better align university elite athlete programs with the National Institutes Network and National Sports Organisations (NSOs).

Further developing the ***Be the Influence Tackling Binge Drinking*** leadership program to a point where it is maximally effective in terms of behavioural change among event participants.

- Encouraging innovation – creating an environment where we can have the courage to get “out of the box” by focusing more on a longer term planning approach.
- Diversify our programs – we can do more in the areas of sport for indigenous, disabled and international students at our universities. There is scope for AUS to take a more proactive role in encouraging campus participation programs for these demographic groups.

I would like to thank the members for their support of the Board in their efforts to develop and implement a better business model for the organisation. I thank my fellow Directors for creating such a strong leadership team.

AUS staff under the leadership of CEO Don Knapp, you have had a challenging and successful year – thanks for your efforts.

Lastly, to all the members thank you for contributing to the overall university experience for thousands of students around Australia.

**Deidre Anderson**  
President  
Australian University Sport



## AUS BOARD AND AUS STAFF

### Deidre Anderson // President

Deputy Vice Chancellor Students and Registrar -  
Macquarie University  
PhD (continuing) Macquarie University, Master of Arts (Lifeskill  
Intervention and Sports Performance) Published Works Victoria  
University, Postgraduate Diploma (Social Science) La Trobe  
University, Postgraduate Certificate (Athlete Counselling)  
Australian Institute of Sport, Bachelor of Arts (Sports  
Management) Victoria University

Having held senior sports executive positions at both  
an international and national level, Deidre has also  
published widely in the areas of coaching and career  
transition in sport and has a lifelong commitment to  
supporting the development of young people.

### Elizabeth Brett // Director

CEO - University of Technology Sydney (UTS)  
Executive MBA (2010), Masters in Legal Studies (Continuing)

Liz also oversees the commercial activities of the  
organisation including the operation of bars, eateries,  
fitness centres and the Aerial UTS Function Centre.  
Having a background in professional sport (2000  
Olympian) Liz enjoys creating a positive and collaborative  
work environment for staff of the UTS Union.

### Catherine Clark // Director

Director - Maver Edge Consulting  
B.A. (Justice Studies) (QUT), Master of Business Administration  
(UQ) – commenced MAICD

An experienced CEO, Senior Executive and Board  
Director, Catherine has worked on a wide variety  
of projects with international, national, state and  
community sport organisations. After six years as a  
Senior Policy Executive with Sport and Recreation New  
Zealand, Catherine became CEO of two national sports  
organisations (NSO) and has worked as a consultant  
for a range of organisations including the International  
Paralympic Committee.

### Michael Daws // Director

Director of Sport - The University of Adelaide  
BSc (Hons), Dip Ed

Michael has been a full time sports administrator for  
over 30 years, holding senior positions at state and  
national level in sports development, marketing, facility  
development and event / team management in tennis,  
basketball, Australian rules football, university sport and at  
the Olympics in Atlanta, Sydney and Athens.

### Martin Doulton // Director

Director of Sport - Monash University  
Higher National Diploma in Management / Diploma in Recreation  
Business Studies (1983), Master of Management (2005)

Martin has a wide range of experiences gleaned  
over 30 years of involvement in the sports and leisure  
industry. He has played sport at a professional level.  
His work experiences have ranged from organising  
inner city sport in the United Kingdom to delivering  
sports programs across Australia, Oceania, Africa and  
Asia. Martin is currently the AUS representative to the  
Oceania University Sports Association (OUSA).

### Kim Guerin // Director

Operations Manager - KYEEMA Foundation  
Ass. Dip. Sports Studies (Griffith), Grad.Cert. – Business  
Administration (UQ) Executive Leadership Coaching Program  
through Results International

Prior to holding her current position, Kim held the  
role of CEO for Hockey Queensland and Executive  
Director University of Queensland Sport Ltd for  
over 10 years. She has over 20 years experience in  
sports management with specific expertise in venue  
and program development, financial management  
and organisational development. In 2009 she was  
a finalist in the Young Professional category of the  
Management Excellence Awards by the Australian  
Institute of Management.

### Brendan Lynch // Director

Consultant  
Certificates in Sports Management, Facility Management,  
Organisational Restructuring and Change Management  
Fellowship with the Institute of Sport Management

With over 30 years experience in sport management,  
Brendan is a consultant in the industry specialising  
in strategic planning, organisational development,  
change management and workforce planning. He  
has worked with international, national, state and  
local sporting organisations as well as conducting  
major projects for the Australian Sports Commission,  
Swimming Australia and SOCOG. Brendan has also  
been an advisor to a number of Olympic, Paralympic,  
Commonwealth and Asian Games organising  
committees as well as the IOC's Olympic Games  
Knowledge Management Service.



## Prof. Ross Milbourne // Director

After Vice-Chancellor and President -  
University of Technology Sydney

Ross Milbourne received his Bachelors and Masters degrees from The University of New South Wales, and his PhD from the University of California, Berkeley (supervisor, Nobel laureate George Akerlof). His research interests have been in the general area of macroeconomics and in particular, the mathematical modelling and statistical testing of macroeconomic theories.

His previous appointments include Deputy Vice-Chancellor (Academic) at UTS, Pro-Vice-Chancellor (Research) at the University of New South Wales, Deputy Vice-Chancellor (Research) at the University of Adelaide and Chair of the Research Grants Committee of the Australian Research Council. Professor Milbourne was Chair of the Australian Technology Network (ATN) from February 2009 to February 2011, and currently a member of the Universities Australia Board.

## Joe Roff // Director

CEO - The University of Canberra Union  
Master of Arts in Politics, Politics and Philosophy (Oxford University)  
Bachelor of Applied Finance (University of Southern Queensland), Graduate of the Australian Institute of Company Directors (Australian Institute of Company Directors)

In addition to his current role, Joe is a current Board Director of the ACT Brumbies and Marist College Canberra Foundation. Joe was a former consultant in organisational capability working with a range of federal government departments and private sector clients on culture and performance of organisations.

Joe Roff is a retired Australian rugby union footballer who played on the wing or at fullback for the Brumbies and Australia. He played five tests as a centre in the early part of his test career. Of his 86 caps, 62 were won in consecutive games from 1996 to 2001. His final game saw him captain Oxford against Cambridge in the 2007 Varsity Match.

## AUS employees

### Executive

Don Knapp	Chief Executive Officer
Tony Jermyn	General Manager

### Section Managers

Fiona Cullen	Business Development Manager
Siobhan James	High Performance Manager
Donna Spethman	National Programs Manager
Renee Thrupp	Information System Manager
Glenys Woolcock	Finance Admin and HR Manager

### Regional Development Managers (RDM)

Jessica Brown	RDM - North (departed February)
Rob Sheekey	RDM - East
Ben King	RDM - South
Jeannette Meakins	RDM - West

### Coordinators

Melissa Byram	High Performance Coordinator
Nick Christ	AUG Operations Coordinator
Elecia Douglas	Marketing Coordinator
Ben Fullerton	AUG Sport Coordinator
Janelle Goodwin	Finance Coordinator
Kate Grills	AUG Sport Coordinator
Ryan Lenegan	National Events Coordinator
Cherie Murphy	NUG Event Coordinator
Tiarny Pritchard	AUG Administration Coordinator
Corey Saitta	SUG Event Coordinator
Emily Spiteri	EUG Event Coordinator
Belinda Stark	AUG Workforce Coordinator
Michelle Zito	Executive Assistant

## MEETINGS OF DIRECTORS

During the period, four meetings of Directors were held. Attendances by each Director were as follows:

Director	Board Meetings	
	No. eligible to attend	No. attended
Prof. Richard Larkins*	2	2
Deidre Anderson**	2	2
Elizabeth Brett	4	2
Catherine Clark	4	2
Michael Daws	4	4
Martin Doulton **	4	4
Kim Guerin	4	4
Craig Oliver*	2	2
Joseph Roff**	2	2
Brendan Lynch	4	4
Prof. Ross Milbourne**	2	2

\* ceased May 2013

\*\* appointed May 2013

## MEMBERSHIP CLASSES

The categories of membership of AUS, (collectively called "members") as outlined in the AUS constitution shall be:

- a) Members as described in rule 8, and
- b) Life members as described in rule 9 and
- c) any other category or categories of membership as determined by the Board.

In respect to Clause 8 (8.1 and 8.2) a member must be:

- 8.1 a) An Australian University; or
  - b) An Australian higher education institution which in the opinion of the Board meets criteria specified in the By-Laws for membership under this part of this Rule.
- 8.2 The member will be represented by the designated Delivery Agent for Sport within the member organisation. In this clause Delivery Agent for Sport means the entity of or within the University or higher education institution, recognised by the University or higher education institution as being chiefly responsible for the delivery of sport, regular physical activity and recreational services on campus. A member will notify AUS of its Delivery Agent for Sport and its relevant contact details and persons.

## BOARD APPOINTED COMMITTEES

### FINANCE AND RISK MANAGEMENT (FARM) – STANDING

Kim Guerin	Chair & AUS Director
Don Knapp	AUS Chief Executive Officer
Tony Jermyn	AUS General Manager
Glenys Woolcock	AUS Finance Manager / Secretariat
Margot Foster	WUGF Chair
Frank Laezza	University Technology Sydney

### SPORT STRATEGY (SSC) –STANDING

Brendan Lynch	Chair & AUS Director
Elizabeth Brett	AUS Director
Martin Doulton	AUS Director
Kim Guerin	AUS Director
Tim Lee	The University of Melbourne
Don Knapp	AUS Chief Executive Officer
Tony Jermyn	AUS General Manager

### IMPROVING SPORT OUTCOMES (ISOC) – ADHOC

Elizabeth Brett	AUS Director
Tony Jermyn	AUS General Manager
Donna Spethman	AUS National Programs Manager
Tristan Liles	The University of Sydney
Nik Granger	Charles Sturt University
Natalie Black	Griffith University
David Schmude	University of New England
Rod Warnecke	The University of Melbourne
Rennie Cirillo	La Trobe University
Caitlin Stanley	The University of Adelaide
Joshua Van Kampen	The University of Western Australia



## CEO'S REPORT

The AUS Board and Executive Management set some very specific performance targets for 2013 mainly aimed at reversing the financial result for the organisation following a disappointing 2012. We can point to real and significant progress in many priority areas and it can be said with confidence that AUS as an organisation continues to execute well against its stated objectives.

### 1. FINANCIAL PERFORMANCE

*Objective – Focus upon recovering the deficit incurred in 2012 in calendar years 2013 and 2014 combined*

Having achieved a significant surplus in 2013, most of the 2012 deficit has actually been erased in one year. AUS exceeded revenue targets in the key areas of sponsorship and event participation, while at the same time keeping administration and human resources expenditure in check. AUS staff contributed significantly to this pleasing result, particularly in the event management area.

### 2. STRATEGIC PARTNERSHIP WITH THE AUSTRALIAN SPORTS COMMISSION (ASC)

*Objective – Ensure ASC and the Australian Institute of Sport (AIS) decision makers are hearing a consistent message in respect to the Universiade program, campus based sport and the integration of university elite athlete programs with the national high performance pathway*

Owing to AUS's successful Winning Edge submission to the AIS, AUS attracted increased high performance funding providing additional support for our international competition program. In 2013, significant progress and success included:

- The Summer Universiade (Kazan, Russia) – our best ever performance with the Uniroos winning 15 medals (six gold). Student athletes in targeted sports were very nearly fully subsidised when combined contributions from AUS, AIS, universities and NSOs were taken into account.
- The Winter Universiade (Trentino, Italy) – again, our best ever performance as the Uniroos brought back a medal and several top ten results.

Following a sector wide audit, AUS also learned much about the breadth and scope of campus based elite athlete programs offered by members.

It is clear that more touch points can be developed in future between universities and the national high performance network to create better alignment of the two systems.

This gap was addressed in, the Winning Edge submission, and AIS looks likely to support the appointment of an AUS national pathway manager position aimed at better connecting university elite athlete programs and the National Institutes Network (NIN) in 2014.

### 3. IMPROVING EVENT QUALITY AND VIABILITY

Regional Games events (North, South and East combined) attracted the largest participation numbers Australian University Sport has experienced in many years. Tertiary Sport Western Australia also achieved participation growth. The 2013 Australian University Games (Gold Coast) also experienced a bumper year attracting more than 8,000 participants; many labelled the event as "the best ever".

### 4. MEMBER SERVICES

*Objective – Improve the quality and communication of services to members*

AUS's efforts in respect to the myuniSport roll out have stalled owing mainly to limited resources and the lack of a concerted and consistent effort. It is also probable that the myuniSport platform may be a dated IT tool. Only thirteen members have activated myuniSport websites but not all are using the system to its capacity. In late 2013 AUS commenced a review of the myuniSport program to explore ways we can improve IT and communications with and for members.

In partnership with CERM and Go8 universities, AUS developed an industry benchmarking survey instrument for pilot among our larger universities initially, then which will be rolled out sector wide in 2014. The Go8 pilot was successfully completed and the results reported to members in 2013. The benchmarking survey has been called the University Sport Business Analysis (USBA).



2013 also saw the development and implementation of the ***Be the Influence Tackling Binge Drinking*** leadership education and training program sponsored by the Australian National Preventative Health Agency (ANPHA). The program was delivered both nationally and regionally to over 120 student and team leaders. With fewer alcohol fuelled incident reports at AUS events in 2013, the program may be starting to have a positive effect; more research needs to be conducted to test the veracity of this observation. The assistance provided by Steph Hough of PricewaterhouseCoopers, Dr Sarah-Jane Kelly (UQ) and Dr Jason Mazanov (UNSW) was greatly appreciated and added tremendously to the professional presentation standards of the program.

We were proud of the standard of the 2013 National Conference (Gold Coast) and received excellent feedback from members about this event.

## 5. BUSINESS DEVELOPMENT

*Objective – Ongoing progress in the commercialisation of AUS assets*

All sponsors were retained in 2013 and many entered into new partnerships at increased levels of support and engagement. Increased support provided by existing sponsors and the addition of the ANPHA sponsorship were key factors enabling AUS to exceed its revenue targets for 2013.

AUS experienced a significant growth in both media coverage and social media networking. The Summer Universiade received exceptional levels of coverage both domestically and internationally through Eurosport coverage.

AUS again managed the 2013 Australian Masters Games (Geelong) on behalf of the Confederation of Australian Sport. The financial result for AUS was satisfactory and contributed to the overall strong financial result of the organisation in 2013.

Although we do not feel much progress was made in terms of linking this event activity to university alumni, AUS is achieving other objectives through this program including:

- Building a strong reputation as an effective event management organisation
- Creating stronger business network relationships with key entities like Victorian Major Events Corporation, SA Tourism and local government entities
- Developing more full time positions for key event staff

AUS, in partnership with University of Western Australia, were also successful in winning the bid to host the 2016 World University Sailing Championships, which will be staged in Perth in conjunction with the 2016 AUG.

## ACKNOWLEDGEMENTS

From a governance standpoint, the Board and sub committee structure of AUS has served the organisation well again in 2013. AUS has again improved the organisation and made substantial progress against key performance objectives. The strategic leadership provided by the Board is second to none in today's sporting landscape and I thank all Directors for their generous commitment of time and expertise.

In respect to staff, many were asked to do more in 2013 to help achieve big results in key areas including Events, High Performance, Finance and Administration and Business Development. I thank and commend the efforts of all staff for rising to the occasion and contributing to our pleasing results for the year without so much as a single complaint about doing more.

Members of course make the organisation. Your ongoing support of the AUS strategic direction, events and activities is recognised and appreciated and of course vital to the sustainability of university sport. I note also the continued growth and development of campus based sport programs and facilities – a testament to your efforts.

It is however students, officials and volunteers that participate in our events and support our activities that make the greatest contribution to the success or otherwise of AUS as an organisation. Thanks for your support in another great year of university sport.

**Don Knapp**  
CEO  
Australian University Sport

The Mac Warriors cheer squad from Macquarie University soak up the sun and lift their team's spirits on Surfer's Paradise Beach.







## REGIONAL FORUMS

Regional managers continued to provide excellent support, networking and ongoing professional development opportunities in 2013 highlighted by the forums held in each region listed below:

### South Region

Workshop 1: 13 March

Workshop 2: 23 July SUG review meeting

Workshop 3: 14 August Senior Manager Workshop

Workshop 4: 23 October AUG review

South forum: 28 November

### East Region

Workshop 1: 10 April

Workshop 2: 13 August

Workshop 3: 23 October

### North Region

Workshop 1: 27 March 2013

Workshop 2: 22 October 2013

### West Region

Meeting 1: 6 February

Meeting 2: 6 March

Meeting 3: 3 April

Annual General Meeting: 10 April

Meeting 4: 1 May

Planning Day: 6 June

Meeting 5: 10 July

Meeting 6: 7 August

Meeting 7: 4 September

Meeting 8: 9 October

Planning Day: 14 November

These forums provided the opportunity for AUS and members to review events, policies and procedures and provide significant professional development and training for the members including:

- AFL Victoria presentation on AFL 9's and licensing opportunity for universities
- Regional Sport Assembly, on Club Help Tool to improve club
- British Universities and Colleges Sport presentation – employability research study
- AUS benchmarking update
- **Be the Influence Tackling Binge Drinking** team leadership program, update and review of current program
- Personal Brand: (PricewaterhouseCoopers)
- How to be the Influence: Dr. Sarah Jane Kelly
- Team Safeguard - Dangers of a Night Out: Trent Southworth. Covered topics of Police Laws, Situational Awareness, Social media awareness

## MYUNISPORT

AUS continued its rollout of the myuniSport platform in 2013, albeit with less than ideal results. Although AUS provided an injection of a full time staff member at the end of 2012 to assist members in designing and populating their site, the uptake was still low.

As time marches on and with the advent of further developments in the social media area, it is clear to AUS that a significant review of this platform and members' requirements in the national database space is required. Whilst the myuniSport platform will remain available to members throughout 2014, this review will also begin.





The University of Queensland handball player gets some serious air as he takes a shot at goal at the AUG.

### NORTH

It was a busy and successful 2013 for the north region, including new infrastructure, elite athlete programs and AUS event success.

- The 2013 Northern University Games (NUG) in Brisbane were the biggest since 2006 with more than 1,600 competitors.
- Queensland University of Technology had a stellar year, winning the NUG plus the John White Spirit of the Games award at the Australian University Games.
- The University of Queensland saw major renovations and additions to their sports centre with the creation of a group fitness area for member use.
- Bond University's Elite Sport Program increased from five to 29 members in 2013, with 10 athletes receiving more than \$12,000 in funding for national and international sporting events. Bond University were also awarded the Doug Ellis Per Capita Champion of the AUG and took out the AUS Overall Per Capita Champion awards.
- The University of New England's Consett Davis playing fields were overhauled, a \$750,000 development that will benefit students and staff. UNE also won the Per Capita honours at the NUG.
- University of Southern Queensland held a very successful inaugural soccer carnival, with 19 student and community teams competing over one day in September.
- The University of the Sunshine Coast had two athletes represented at the World University Games for the first time and locally, won three gold medals at the Northern University Games.
- Griffith University started planning and design of the new multisport complex and sports fields in preparation for construction in 2014. Griffith University were also awarded the Ron Leahy Spirit of the Games at the 2013 NUG.
- In Australian University Championships results, Southern Cross University finished 3rd in Women's Triathlon.

### EAST

2013 was another incredibly busy year in the east region with exceptional participation in all sports and events across the AUS calendar. East members won three of the seven overall Australian University Championship pennants in 2013.

East members enjoyed a sea change in 2013 and flocked to Wollongong on the south coast of New South Wales for the largest regional event since Voluntary Student Unionism. Although it was disappointing to have no TAFE participation in 2013 over 3,000 participants and staff attended the Eastern University Games (EUG) with University of Technology Sydney again taking home the title of overall champion.

It was great to see the resurgence in participation from EUG host university, University of Wollongong. Over 400 participants contributed to the university being awarded EUG Spirit of the Games.

Following on from their event debut in 2012, Avondale College from Lake Macquarie, NSW became AUS members at the 2013 Annual General Meeting. They then participated at the AUG for the first time and took home a gold medal in mixed touch Division 2. AUS welcomes Avondale to the membership and hopes that they continue to enjoy a positive relationship with university sport.

The University of Sydney formally unveiled extensions to the Sydney University Sports and Aquatic Centre. The new facility that hosts two basketball courts with grandstand seating, a martial arts dojo, a new fitness room and a boxing centre makes it one of the largest and best equipped sporting facilities in Australia.

Other highlights from 2013 included;

- The addition of OzTag and indoor cricket into the EUG sport program for the first time.
- Auckland University of Technology made their prior first appearance at EUG taking home three gold and a silver from the four events entered.
- NSW winning the Tertiary Rugby League title for the fourth consecutive year with a victory over Queensland.

## SOUTH

Among the many accomplishments attributed to members in the south region in 2013, the show of unity and collaboration was the stand out achievement this year.

From uniting to form a collective 'base' at the many community events, to the sharing of intellectual property, programs and management strategies via the south member workshops, the south region members showed a continued commitment to growth and improvement as leaders within the Australian university sport network.

Congratulations to The University of Melbourne in displaying their strength across a number of sporting disciplines by securing 15 AUS championship pennants and retaining their title as the AUS Overall University Champion ranking and won the AUG.

Congratulations also to Monash University, who finished second in the AUS Overall University Champion ranking.

Highlights from 2013 include:

- Over 1,900 participants and officials attended the 2013 Southern University Games in Ballarat.
- The founding of 'Team Monash' and 'UniSA Sport' as new member sport delivery agents.
- The University of Melbourne winning both the men's and women's divisions of the Australian boat race (defeating The University of Sydney).
- Significant growth across all members, within the areas of social sport, clubs and inter-collegiate rivalries, as well as representative sport throughout AUS events and on the world stage, FISU and World Championships.
- Continued facility enhancements, new builds and acquisitions at The University of Melbourne, Monash University, Victoria University, The University of Adelaide, University of South Australia, Deakin University, Australian Catholic University, La Trobe University and Federation University of Australia (formally University of Ballarat).

## WEST

The Tertiary Sports Western Australia (TSWA) program experienced an eventful year in 2013. Highlights included:

### Regional

- Addition of a fourth community event with a university category – HBF Run for A Reason.
- Development of a Western Australian component to the Australian University Championship Triathlon series.
- Introduction of 3x3 basketball and men's and women's futsal to the program.
- Women's Australian Rules Football progressing from an exhibition match to a competition format.
- Best team participation number in the Bunbury Challenge event since its inception.

### National

- Member universities celebrated the first meeting of the Western Australia Elite Athlete Friendly University Coordinators with TSWA and AUS representatives at the TSWA November planning day.

### International

- TSWA recently celebrated the successful bid by AUS to host the 2016 World University Championship Sailing in Perth. This will provide Australian student sailors with the opportunity to compete in a world event on familiar waters.

### COMMERCIAL PARTNERSHIPS

AUS had a successful year in 2013, exceeding its sales targets for the first time in many years. This result was achieved by recontracting all existing national sponsors and securing the following new sponsors in 2013:

- **The Co-op**

Many would know the University Cooperative previously as the Co-op Bookstore. Now simply known as The Co-op, they were excited to leverage their partnership with AUS to relaunch their new brand to the university market. The Co-op achieved this by securing the exclusive branding rights to the AUG event lanyard and also secured major partner rights at the same event.

- **Hog's Breath Cafe**

With over 80 franchises across Australia, Hog's Breath Cafe sought to grow their customer base and secure the next generation of "Hogsters". As a national partner of AUS, Hog's Breath Cafe provided event participants with premium quality lunches and dinners to fuel them on the sporting field.

- **Be the Influence Tackling Binge Drinking**

Another important partnership in 2013 was the **Be the Influence Tackling Binge Drinking** campaign. AUS developed, launched and rolled out a leadership program that involved over 120 students and university team managers.

A pilot workshop was held in May at the AUS national conference and involved 15 team captains from 11 different universities. Then in August, a second round of workshops were delivered in Perth, Melbourne, Sydney and Brisbane involving a further 105 university team captains, team managers and sport team captains.

The most pleasing outcome from this program in its first year was evidence that some team captains engaged developed their own team agreements in partnership with their sport team captains and used these agreements to manage behaviour at AUS events resulting in improved results on and off the field.



### MEDIA AND MARKETING

The following marketing objectives were set for 2013. These aligned with the overall AUS strategic plan and 2013 business objectives.

*Objective 1 – Increase the awareness of AUS domestic events amongst eligible students in order to drive registrations across all AUS events.*

The primary strategy that AUS employed to achieve this objective was to increase followers across all social media channels and create meaningful opportunities for those followers to interact with the AUS brands, in particular the Unigames brand.

Social media channels continue to prove to be the most effective and frequented communication channels for event participants with many member universities using their facebook and twitter feeds as their primary channel to disseminate vital event related information.

AUS expanded its media monitoring services to include social media and online media via BuzzNumbers, a service offered by iSentia Media (formerly Media Monitors).

The BuzzNumbers platform enabled AUS to monitor conversations and keyword mentions in the social media space and engage with users directly. Traditional print and broadcast media was still monitored with reports generated at the end of the year.

In addition to social media monitoring, AUS continued to monitor traditional media coverage also and the end of year report showed that the total advertising equivalent in media coverage achieved across all AUS media stories was just over \$2.3M.



14,999 likes



958 followers



621 followers



9750 views



*Objective 2 – Increase the profile of the Unirooms amongst key targets within the university sport and national sport sectors and recruit the maximum number of competitors in the 2013 World University Summer and Winter Games teams.*

AUS worked closely with the High Performance team this year to identify and distribute newsworthy media stories in the lead up to and during both summer and winter Games.

A total of 13 media releases were distributed by AUS in conjunction with NSOs. A total of 48 media articles that mentioned the Australian Unirooms or an Australian athlete that was part of the Australian Unirooms team that competed in Kazan, Russia at the Summer Universiade were published across print, radio, television and online news outlets.

*Objective 3 – Provide event participants with positive and unique event experiences through effective and timely communications tools, unique special events, exclusive social program and engaging sponsor activations.*

In 2013, AUS focused on marketing event information on the website more easily accessible to users by creating a landing page that contained vital links to all AUS events including High Performance.

Another vital event time communication tool was the Unigames mobile app. Changes to the system gave AUS staff the ability to change the home page structure for a more seamless user interface during event time as well as during non event periods.

Based on data available, the webapp had 3,394 unique visitors between January and September 2013 and it has had a total of 5,271 unique visitors in its entire life span. Of these 57% have been from iOS (iPhone and iPad) and 23% have been from Android.

**uni life  
sorted** **Co-op**

[www.coop.com.au](http://www.coop.com.au)



[WWW.GOLDCOASTPHOTOBOOTH.COM.AU](http://WWW.GOLDCOASTPHOTOBOOTH.COM.AU)

**uni life  
sorted** **Co-op**

[www.coop.com.au](http://www.coop.com.au)



[WWW.GOLDCOASTPHOTOBOOTH.COM.AU](http://WWW.GOLDCOASTPHOTOBOOTH.COM.AU)



Red Frogs MC gets the crowd of 5,500 students revved up on the iconic Surfer's Paradise Beach, Gold Coast to open the 2013 Australian University Games.

## SPECIAL EVENTS

*Objective 3 – Provide event participants with positive and unique event experiences through effective and timely communications tools, unique special events, exclusive social program and engaging sponsor activations.*

### GAMES LAUNCHES

Events were held in March following orientation week to coincide with sport sign on days. AUS staged three launches in the regional host cities – Brisbane, Wollongong and Ballarat, featuring sport demonstration and media opportunities with local government and host university representatives.

The launches were designed to raise awareness of sporting opportunities on campus and at Unigames, whilst also providing opportunity to create digital content to send viral on social media. The launches received media coverage in both print and television news.

### OPENING CEREMONIES

AUS again staged ticketed Opening Ceremonies at all three regional games as well as the AUG. Over 75% of participants attended the Opening Ceremonies, which featured team captains' march, taking of oaths, singing of the national anthem, headline DJ or hip hop entertainment and a silent disco. A VIP function for Games stakeholders, university staff and team captains, was also held in conjunction with the Opening Ceremonies.

The NUG opening was hosted at the iconic event venue in Brisbane, Cloudland, whilst the EUG and SUG utilised host universities' campus function venues, at the University of Wollongong and University of Ballarat respectively.

The JanSport AUG Opening Ceremony was held on Sunday 29 September, as a licensed beach party on Surfers Paradise beach. The event was the first of its kind, permitted by council to be staged in the location. The event sold over 5,500 tickets and also secured naming rights sponsorship from long standing AUS sponsor, backpack company JanSport. AUS engaged event management and engineering company iEDM to manage the extensive site build. Entertainment included Australian hip hop duo Hermitude as the headliner. AUS also ran a student DJ competition, to discover new DJ talent amongst registered event participants. The winners supported Hermitude on stage.

### RED BULL TRIBAL CHALLENGE

AUS national partner and world renowned energy drink brand Red Bull, created an event to extend the university rivalry off the field, in a night time spectacular on Surfers Paradise beach. Held midweek during the AUG, over 500 students and general public watched the showdown between eight university teams in a tug of war competition. University of Western Sydney showed a high level of team spirit and pulling power, to become the inaugural winners of the Red Bull Tribal Challenge.

### CLOSING PRESENTATIONS

Following tradition AUS has continued to stage Closing Presentations at the conclusion of the three regional university games and the AUG, to acknowledge overall university winners, per capita winners, spirit of the games awards and trophy and pennant presentations for each sport. At regional university games, these were held in conjunction with basketball finals. Griffith University hosted the presentation at their Gold Coast campus at the completion of the AUG.

### SOCIAL PROGRAM

AUS engaged night club venues in each host city location as a risk management strategy to provide exclusive and safe venues for students to socialise each night of the Games.

The Red Frogs Crew were again engaged to provide participants across all AUS events with hydration stations, snacks, and the provision of a 1300 number that students could call to request a walk home service or to get assistance for themselves or their friends.







Samantha Mills gold medallist in the 1m springboard on the dais about to accept the first gold medal awarded at the Summer Universiade.



### SUMMER UNIVERSIADE

Held in Kazan, Russia the 2013 Summer Universiade was the largest ever in terms of total participation as well as the number of sports and events on offer. In addition to the ten core Universiade sports, the local organising committee made the addition of another 17 to the program.

Australia's participation in 16 of the 27 sports on offer contributed to this country's largest ever international university team being assembled to compete in a FISU sanctioned event. The Australian delegation of 151 athletes and 62 officials included a total of 11 Olympians and 10 Commonwealth Games athletes and returned home having won 16 medals – equal to the country's largest ever medal haul from a Universiade event. The six gold medals won is the greatest number won at a Universiade.

Along with the competitive success of the team, there were a number of initiatives undertaken to establish the standing of the AUS high performance program and its international teams in the greater Australian sporting landscape and to develop a continued culture of success for the future.

Behind the scenes, another significant achievement for the 2013 Australian Summer Universiade team included the engagement and inclusion of a number of new sports in Australia's Universiade program including badminton and canoeing, as well as the reintroduction of diving having not been a part of an Australian team for a number years.

Other Australian achievements of note at the 2013 Summer Universiade include:

- Silver medal for the men's basketball team – tremendous result for this team highlighting the increased level of support through the emerging boomers program
- 10th place on the medal tally
- Women's basketball team secure their fifth medal in a row at as many Universiades.
- Samantha Mills won the first gold medal of the Universiade (Women's Springboard)
- The achievement of 55 top 10 results
- Representation of at least one athlete from 31 of the 42 universities that make up the AUS membership.

The 2013 Summer Universiade should be viewed as another successful cycle in the history of university sport in Australia. With continued competitive success combining with acknowledgment in the wider Australian sporting community, the future continues to look bright for the program and 2015 in Gwangju, Korea provides a further opportunity to build on this success.

### TEAM MANAGEMENT

The 2013 Australian Summer Universiade team was serviced by a six member senior management team. The senior management team consisted of individuals from a number of AUS stakeholders including two AUS staff members, one ASC staff member and two AUS membership staff members.

Chef de Mission, Martin Roberts returned for his third appointment as leader of the team and was supported by a Deputy Chef de Mission (Siobhan James – AUS High Performance Manager), two team general managers (Elizabeth Brett – UTS and Tarryn Dickerson – Curtin), an administration and headquarters coordinator (Nadine Fromont – AUS High Performance Coordinator) and one media official (Thomas Pichler).

The team was also supported by 33 sport officials (coaches, assistance coaches and managers), 14 medical personnel (physicians, physiotherapists and massage therapists) and four technical officials (referees and judges) and one sport scientist.

### AUSTRALIA'S PERFORMANCE

The 2013 Summer Universiade team equalled its highest ever medal haul in Kazan whilst surpassing the largest ever number of gold medals won by an Australian team. The UniRoos highest ever medal tally position, the team was only two gold medals short of breaking into the medal tally top ten for the first time ever.

### OVERALL MEDAL TALLY

Gold	Silver	Bronze	4 to 10	Overall
6	4	6	41	10th



## SUPPORTERS

The success of the 2013 Australian Niuroos Summer Universiade team, as with all Australian international university teams was in no small part due to the contribution of a number of organisations, stakeholders and individuals. Most notably, the financial assistance provided by the Australian Sports Commission meant that the tour could be facilitated without an onerous burden on athletes and management.

The relevant national sporting organisations provided invaluable support in the lead up to the event in the form of team selections and sport specific advice. They also continued their support during the event through the provision of competition uniforms to their athletes and sport team managers who provided vital assistance and professionalism to all of their athletes.

The success of this team and all other Australian international university teams could also not be achieved without the support of each of the 42 AUS member universities. The work that the membership does to not only promote these teams but support athletes selected in them is exceptional and goes a long way to ensuring continued success across all international programs.

Thank you also to each of the suppliers and supporters of the team including Red Bull, Swisse Vitamins, Victor Sports, Powerade, Roktape and Redcord.

The provision of services from these companies was invaluable to the professionalism and preparation of the team.

The support provided by national university sport federations in the lead up to and during the Universiade was greatly appreciated. The ability to combine resources and share information with other nations is an invaluable resource and we look forward to working with these entities again in the future.

To the entire Australian management team led by Chef de Mission, Martin Roberts who gave up their time freely and with great enthusiasm - congratulations on a job well done. It is because of the involvement of highly qualified and professional individuals that the success of Australian international university teams goes a long way to being guaranteed.

Full team lists and results can be found on the AUS website [www.unisport.com.au](http://www.unisport.com.au) or by contacting the AUS head office.



Silver medal winning men's basketball team proudly display their hard earned silverware.



## ATHLETE RESULTS

Place	Sport	Athlete	Event	University
1 <sup>st</sup>	Diving	Samantha Mills	W 1m Springboard	TAFE South Australia
1 <sup>st</sup>	Shooting	Catherine Skinner	W Trap	RMIT
1 <sup>st</sup>	Swimming	Justin James	M 200m individual medley	Australian National University
1 <sup>st</sup>	Swimming	Madison Wilson	W 200m Back	Australian Catholic University
1 <sup>st</sup>	Swimming	Ryan Napoleon	M 400m Free	CATC Design College
1 <sup>st</sup>	Swimming	Ben Treffers	M 50m Backstroke	Australian National University
2 <sup>nd</sup>	Basketball	Matthew Andronicos	Men	Central Queensland University
2 <sup>nd</sup>	Basketball	Cameron Bairstow	Men	University of New Mexico
2 <sup>nd</sup>	Basketball	Todd Blanchfield	Men	HBA
2 <sup>nd</sup>	Basketball	Ryan Broekhoff	Men	Valparaiso University
2 <sup>nd</sup>	Basketball	Jason Cadee	Men	TAFE SA
2 <sup>nd</sup>	Basketball	Andrija Dumovic	Men	University of Canberra
2 <sup>nd</sup>	Basketball	Cody Ellis	Men	Saint Louis Bilicins
2 <sup>nd</sup>	Basketball	Igor Hadziomerovic	Men	Boise State University
2 <sup>nd</sup>	Basketball	Mitchell Norton	Men	James Cook University
2 <sup>nd</sup>	Basketball	Owen Odigie	Men	La Trobe University
2 <sup>nd</sup>	Basketball	Clinton Stendl	Men	TNQ
2 <sup>nd</sup>	Basketball	Mitchell Young	Men	St Mary's College California
2 <sup>nd</sup>	Diving	Samantha Mills	W 3m Synchro	TAFE SA
2 <sup>nd</sup>	Diving	Esther Qin	W 3m Synchro	RMIT
2 <sup>nd</sup>	Swimming	Ben Treffers	M 100m Backstroke	Australian National University
2 <sup>nd</sup>	Swimming	Andrew Abood	M 4x100m Freestyle Relay	Griffith University
2 <sup>nd</sup>	Swimming	Justin James	M 4x100m Freestyle Relay	Australian National University
2 <sup>nd</sup>	Swimming	Daniel Arnannart	M 4x100m Freestyle Relay	Fitness Institute Australia
2 <sup>nd</sup>	Swimming	Jayden Hadler	M 4x100m Freestyle Relay	Sarina Russo Institute
3 <sup>rd</sup>	Athletics	Ian Dewhurst	M 400m Hurdle	The University of Sydney
3 <sup>rd</sup>	Basketball	Sara Blicavs	Women	University of Canberra
3 <sup>rd</sup>	Basketball	Stephanie Cumming	Women	Victoria University
3 <sup>rd</sup>	Basketball	Katie Ebzery	Women	The University of Sydney
3 <sup>rd</sup>	Basketball	Alice Kunek	Women	Deakin University
3 <sup>rd</sup>	Basketball	Emma Langford	Women	Box Hill TAFE
3 <sup>rd</sup>	Basketball	Tessa Lavey	Women	University of Canberra
3 <sup>rd</sup>	Basketball	Tess Madgen	Women	Charles Darwin University
3 <sup>rd</sup>	Basketball	Lauren Mansfield	Women	Launceston Polytechnic
3 <sup>rd</sup>	Basketball	Natalie Burton	Women	TAFE NSW
3 <sup>rd</sup>	Basketball	Olivia Thompson	Women	University of South Australia
3 <sup>rd</sup>	Basketball	Marianna Tolo	Women	University of Canberra
3 <sup>rd</sup>	Swimming	Hayley White	W 200m Back	University of Sydney
3 <sup>rd</sup>	Swimming	Madison Wilson	W 100m Back	Australian Catholic University
3 <sup>rd</sup>	Swimming	Madison Wilson	W 50m Back	Australian Catholic University
3 <sup>rd</sup>	Swimming	Ryan Napoleon	M 4x200m Free Relay	CATC Design College
3 <sup>rd</sup>	Swimming	Justin James	M 4x200m Free Relay	Australian National University
3 <sup>rd</sup>	Swimming	George O'Brien	M 4x200m Free Relay	University of the Sunshine Coast
3 <sup>rd</sup>	Swimming	Shane Asbury	M 4x200m Free Relay	Deakin University



## WINTER UNIVERSIADE

The 27th Winter Universiade in Trentino, Italy represented Australia's 12th appearance at the event. The 2013 team built on the momentum of previous Winter Universiade in both team size and results.

A tremendous breakthrough performance by Alexei Almoukov (Biathlon) resulted in our first medal in 28 years at a Winter Universiade. Alexei won Bronze in the men's 12.5km pursuit and had two other top ten performances.

Other outstanding performances included:

- Toni Hodkinson finishing 5th in the ski cross
- Andrew Dodds finalist in the men's individual figure skating
- Amanda Taylor placed 11th in her return from injury in snowboard cross
- Nathaniel Henry set a new Australian overseas record in the 500m short track skating

It was the largest, most diverse and competitive team to represent Australia at a Winter Universiade thus far. Australia competed in seven of the 12 sports on offer with 21 athletes and nine officials arriving in Trentino from various locations around the globe. Many of the athletes had recently competed in World Cup, NorAm and Europa Cup events prior to arriving in Italy.

Trentino hosted an amazing Universiade given it was awarded late in the planning process by FISU following the withdrawal of original hosts Maribor, Slovenia. Trentino did however provide a challenging geographical environment spread across five sport clusters with eleven competition venues.

The Australian team was accommodated across four of the sport clusters, spanning approximately 140km, which challenged the administrative, medical and operational support provided to the athletes and made it challenging to build a strong team environment.

Despite this, team spirit was high with many athletes attending events to cheer for team mates, share racing tips and provide on mountain support on race days.

Aussie team spirit was particularly evident at the medal ceremony for Alexei Almoukov with approximately half the team in attendance on a very cold night providing a great atmosphere and a show of Aussie pride.

### SUPPORTERS

On behalf of the team and AUS, gratitude goes to the Australian Sports Commission, all the snow and ski national sporting organisations and Mt Buller Ski Lifts for their support of the Australian 2013 Universiade Team.

### TEAM MANAGEMENT

The 2013 Australian Winter Universiade team was serviced by nine officials; Melissa Byram - Head of Delegation (AUS), Ben King - Team General Manager (AUS), Claire Wilkinson - Medical Officer, Andi Stoffel - Physiotherapist, Nick Almoukov - Biathlon Head Coach, Dmitrii Maleev - Wax Technician, Ewan Watson - Cross Country Team Manager and August Teague - Cross Country Head Coach.

### OVERALL MEDAL TALLY

Gold	Silver	Bronze	Top 10	Top 20
0	0	1	3	4

### OLYMPIC TEAM SELECTION

Another outstanding achievement was the selection of Australian Universiade athletes onto the 2014 Australian Winter Olympic Team. Four athletes from the 2013 team and two athletes from 2011 Universiade team were selected to compete in Sochi in 2014.

- Alexei Almoukov, Biathlon
- Phillip Bellingham, Cross Country
- Esther Bottomley, Cross Country
- Lucy Glanville, Biathlon
- Aimee Watson, Cross Country
- Callum Watson, Cross Country

## ATHLETE RESULTS

Name	University	Sport	Event (result)
Alexei Almovkov	Tyumen State University	Biathlon	20km (10th) 10km (7th) 12.5km pursuit (3rd) 15km mass start (15th)
Phillip Bellingham	Charles Sturt University	Cross Country	10 km (42nd) Relay 4 x 10km (CC+FF) (15th) 30km mass start (23rd)
Jackson Bursill	The Australian National University	Cross Country	Skiathlon 7.5km (76th) Classic sprint (86th) Mixed team sprint (37th) 10km free (95th)
Andrew Dodds	Griffith University	Figure skating	Individual men (24th)
Jordan Dodds	Griffith University	Figure skating	Individual men (31st)
Lucy Glandville	Macquarie University	Biathlon	15km (24h) 7.5km (33rd) 10km pursuit (33rd) 2.5km mass start (DNF)
Nathaniel Henry	The University of New South Wales	Short track	1500m (27th) 500m (33rd) 1000m (33rd)
Toni Hodkinon	University of Technology Sydney	Freestyle skiing	Ski cross (5th)
		Alpine skiing	Giant slalom (49th) Slalom (DNF)
Paul Kovacs	University of Ballarat	Cross country	10km (73rd) Relay 4 x 10km (CC+FF) (15th) 30km mass start (56th)
Thomas Lewis	The University of Sydney	Alpine skiing	Super G (56th) Downhill (DNS) Giant Slalom (DNS) Slalom (43rd)
Hamish McLean	Monash University	Biathlon	20km (60th) 10km (67th)
Nicholas Montgomery	The University of Melbourne	Cross country	Skiathlon 7.5km (74th) Classic sprint (83rd) Mixed team sprint (30th) Relay 4 x 10km (CC+FF) (15th)
James Morrison	The University of Melbourne	Alpine skiing	Super G (DNF) Giant Slalom (54th) Slalom (DNF)
Ellie Phillips	The University of Melbourne	Cross country	Skiathlon 5km (66th) Classic Sprint (68th) Relay 3 x 5km (C+FF) (14th)
Christen Richardson	The University of Melbourne	Snowboarding	PGS (24th)
Ashleigh Spittle	Monash University	Cross country	Skiathlon 5km (65th) Classic Sprint (67th) 5km free Relay 3 x 5km (C+FF) (14th)
Amanda Taylor	Monash University	Snowboarding	Snowboard cross (11th)
Daniel Walker	The University of Notre Dame	Biathlon	20km (45th) 10km (52nd)
Callum Watson	The University of New South Wales	Cross Country	10km (48th) Relay 4 x 10km (CC+FF) (15th) 30km mass start (DNF)
Mark Webster	University of Western Sydney	Figure Skating	Individual men (27th)
Casey Wright	Victoria University	Cross Country	Skiathlon 5km (54th) Classic Sprint (58th) Mixed team sprint (30th) 5km free (59th) Relay 3 x 5km (C+FF) (14th)

Lucy Glandville toughing it out in the biathlon at the Winter Universiade, Trentino Italy.



# AUSTRALIAN UNIVERSITY GAMES



## PRINCIPAL EVENT PARTNER



## MAJOR EVENT PARTNERS



## UNIVERSITY PARTNER



## OPENING CEREMONY NAMING RIGHTS PARTNER



## MEDIA PARTNERS



## SUPPORTING PARTNER



The 2013 Australian University Games attracted over 8,250 participants in a playing and non playing capacity. Add to this figure a large number of staff, volunteers, officials and suppliers and you have the biggest event in the Games recent history with over 9,000 people involved in the event. 31 sports were held across a seven day competition period.

The Games continues to have a strong relationship with Tourism and Events Queensland and the City of Gold Coast. The outstanding support from these two entities has cemented this event in the city's event calendar and it is pleasing to know that the event will return to the Gold Coast every two years at least until 2021. The Gold Coast is an ideal location for the Games as participants are drawn to the city by its tourism and beach culture. With an abundance of accommodation options, it is also an affordable option for students.

Australian University Sport has also established strong stakeholder support for the Games. These stakeholders return year after year and provide not only key financial and/or in kind support, but also add to the colour and atmosphere at sporting venues. Supporters such as Red Bull, now add their own dimension to the Games by including ancillary activities that enable students to engage and have fun off the sporting field.

Experiences such as this are now turning the Games into a sporting festival – an opportunity not to be missed in the student community. Many students also return to compete in the Games a second time, adding to the competitiveness on the field as they strive to improve their (and their teams) performance. The Games also instil a sense of pride as they compete for their university and make friends for life.

For the second year running, The University of Melbourne won the title of overall champion university. Locals Bond University were awarded the Doug Ellis per capita award and Queensland University of Technology won the John White Spirit of the Games.



University Name	Abbreviation	AUS Region	Total Participants*
Australian Catholic University	ACU	North	247
Australian College of Physical Education	ACPE	East	103
Australian Defence Force Academy	ADFA	East	0
Avondale College	AVON	East	26
Bond University	BOND	North	188
Central Queensland University	CQU	North	0
Charles Darwin University	CDU	North	2
Charles Sturt University	CSU	East	63
Curtin University	CURT	West	170
Deakin University	DEAK	South	121
Edith Cowan University	ECU	West	153
Flinders University	FU	South	54
Griffith University	GU	North	411
James Cook University	JCU	North	159
La Trobe University	LTU	South	265
Macquarie University	MQU	East	194
Monash University	MON	South	496
Murdoch University	MDU	West	145
Queensland University of Technology	QUT	North	335
RMIT University	RMIT	South	246
Southern Cross University	SCU	North	94
Swinburne University of Technology	SUT	South	51
The Australian National University	ANU	East	114
The University of Adelaide	AU	South	179
The University of Melbourne	MELB	South	398
The University of New South Wales	UNSW	East	480
The University of Newcastle	NCLE	East	217
The University of Notre Dame Australia	UNDA	East/West	114
The University of Queensland	UQ	North	321
The University of Sydney	USYD	East	456
The University of Western Australia	UWA	West	336
University of Ballarat	UBAL	South	149
University of Canberra	UC	East	42
University of New England	UNE	North	41
University of South Australia	USA	South	80
University of Southern Queensland	USQ	North	29
University of the Sunshine Coast	USC	North	79
University of Tasmania	UTAS	South	14
University of Technology Sydney	UTS	East	420
University of Western Sydney	UWS	East	324
University of Wollongong	UOW	East	119
Victoria University	VU	South	213
*figures include team management		Total	7648



Futsal made its debut at the Australian University Games in 2013 with 28 men's teams and 12 women's teams competing

# NORTHERN UNIVERSITY GAMES



## MEDIA PARTNER



The 2013 Northern University Games were hosted in Brisbane Queensland for the first time. The event attracted over 1,600 competitors, officials, staff and volunteers representing 12 universities from Queensland, Northern New South Wales as well as invitational teams from Samoa.

Queensland University of Technology were crowned overall winners taking home the Jodie Martin Overall Champion Trophy. University of New England won the Population Cup (per capita champion) whilst Griffith University were awarded the Ron Leahy Spirit of the Games.

University	University abbreviation	Male participation	Female participation	Total participation
Australian Catholic University	ACU	28	19	47
Bond University	BOND	72	70	142
Griffith University	GU	124	118	242
Griffith University Gold Coast	GUGC	145	114	259
James Cook University	JCU	15	7	22
Queensland University of Technology	QUT	177	164	341
Southern Cross University	SCU	46	59	105
The University of Queensland	UQ	109	97	206
University of New England	UNE	62	55	117
University of the Sunshine Coast	USC	21	44	65
University of Southern Queensland	USQ	34	23	57
University Sport Samoa	SAM	0	10	10
Total		833	780	1613

# EASTERN UNIVERSITY GAMES



## MAJOR EVENT PARTNERS

**Destination  
WOLLONGONG**



## UNIVERSITY PARTNER



## MEDIA PARTNERS



The 2013 Eastern University Games returned to Wollongong NSW after a nine year absence with the support of event partners Destination Wollongong and University of Wollongong. The event attracted over 3,200 competitors, officials, staff and volunteers. The event also attracted a team of 60 from Auckland University of Technology, New Zealand. Seventeen sports were contested across the week of the Games. University of Technology Sydney were overall winners of the event for the fourth year in a row. Australian College of Physical Education won the Ann Mitchell Trophy (per capita champion) and University of Wollongong were awarded the Ben Tjen/Shane Alvisio Trophy (Spirit of the Games).

University	University abbreviation	Male participation	Female participation	Total participation
Auckland University of Technology	AUT	17	38	55
Australian Catholic University	ACU	54	58	112
Australian College of Physical Education	ACPE	59	27	86
Australian National University	ANU	86	82	168
Avondale College	AVON	31	15	46
Charles Sturt University	CSU	155	154	309
Deakin University	DEAK	0	1	1
Macquarie University	MQU	100	78	178
Monash University	MON	11	9	20
RMIT University	RMIT	5	4	9
Swinburne University of Technology	SUT	3	0	3
The University of Melbourne	MELB	6	3	9
The University of Newcastle	NCLE	112	83	195
The University of Notre Dame Australia	UNDA	24	33	57
The University of Sydney	USYD	59	70	129
The University of Sydney [Cumberland]	SUCSG	95	100	195
University of Canberra	UC	132	134	266
University of New South Wales	UNSW	154	91	245
University of Technology Sydney	UTS	178	136	314
University of Western Sydney	UWS	120	76	196
University of Wollongong	UOW	188	166	354
Victoria University	VU	0	1	1
Total		1588	1360	2948



# SOUTHERN UNIVERSITY GAMES

MAJOR EVENT PARTNER

**BALLARAT**  
REGIONAL TOURISM

UNIVERSITY PARTNER

**University of Ballarat**  
Learn to succeed



In conjunction with Ballarat Regional Tourism, University of Ballarat and The City of Ballarat, the 2013 Southern University Games returned to Ballarat Victoria attracting over 1,800 competitors from Victoria, South Australia and Tasmania. Competition was contested in 16 sports across the event period. Overall champion and winner of the John Campbell trophy was La Trobe University, with host, University of Ballarat being named per capita champion and winners of the Hugh McKechnie Trophy. Victoria University were awarded the South Spirit of the Games trophy.

University	University abbreviation	Male participation	Female participation	Total participation
Australian Catholic University	ACU	42	56	98
Chisholm Institute of TAFE	CHIS	37	15	52
Deakin University	DEAK	140	149	289
Flinders University	FU	8	14	22
GippsTAFE	GIPPS	5	0	5
Holmesglen TAFE	HOLM	29	25	54
La Trobe University	LTU	131	122	253
Monash University	MON	50	60	110
RMIT University	RMIT	117	94	211
Swinburne University of Technology	SUT	63	12	75
The University of Adelaide	AU	50	71	121
The University of Melbourne	MELB	63	87	150
University of Ballarat	UBAL	109	70	179
University of South Australia	USA	8	0	8
University of Tasmania	UTAS	20	9	29
Victoria University	VU	81	96	177
Total		953	880	1833



TSWA SPONSORS



TSWA experienced significant development in its program including the addition of 3x3 basketball, an increased number of divisions on offer for futsal, increased selection trials and participation on member university campuses, the addition of a fourth community participation event featuring a ‘university’ category and increased popularity and participation in the Bunbury Challenge.

TSWA also successfully delivered 95% of planned events with 6,621 students involved in some aspect of the program. Regional competition included 15 single and multisport events encompassing 28 sports.

With men’s, women’s, mixed and/or open divisions on offer at TSWA sport competitions equal gender opportunities to compete were created with each member university being given the opportunity to enter 44 teams throughout the program.

With an additional five team places offered to Central Institute of Technology (CIT) this amounted to a capacity to accommodate 225 teams in total. The program attracted an actual participation of 195 teams realising a team occupancy of 86.6%. Out of the 44 sporting competitions on offer, 95.4% were successfully delivered.

Another highlight was the ‘alcoholthinkagain’ Fairest and Best Sport Star Awards. In 2013, 47 student athletes were selected and an equal gender balance was achieved.

FINAL STANDINGS FOR THE TERTIARY SPORTS WESTERN AUSTRALIA PROGRAM WERE\*:

Overall Champion University	The University of Western Australia	133 points
Runner Up	Curtin University	115 points
3rd	Edith Cowan University	89 points
4th	Murdoch University	86 points
5th	The University of Notre Dame of Australia	58 points

*\* Central Institute of Technology (CIT) – participation only, no points*

Western Spirit Award Winner – The University of Western Australia

# AUSTRALIAN UNIVERSITY CHAMPIONSHIPS

## DISTANCE RUNNING

Under an expanded championship format that included legs in Queensland, New South Wales and Victoria, Monash University won the women's pennant and The University of Melbourne won the men's pennant.



## ORIENTEERING

Held in conjunction with the Australian Orienteering Championships in Bendigo, Victoria, the event saw 15 male and eight female participants from 13 universities. The University of Melbourne won both the male and female Orienteering pennants.



## ROWING

With assistance from Ballarat City Council, the 2013 Australian University Championship Rowing was held at Lake Wendouree, Ballarat. It was the biggest competition since 2009 with 236 participants and 30 non playing officials in attendance. Inclement weather saw the shortening of the championships but all events were conducted. The University of Sydney won the men's pennant and The University of Melbourne won the women's pennant.



## SURFING

Held in conjunction with the 2013 Eastern University Games in Wollongong, 71 students from 15 universities enjoyed small swell but enjoyable conditions across three days of competition. The University of Technology Sydney were winners of the mens surfing pennant, while a strong contingent from Monash University were successful in winning the womens pennant.



## SNOW SPORTS

The 2013 Australian University Championship Snow Sports, held at Thredbo Ski Resort New South Wales, were the biggest ever in the history of the event with 336 participants. The University of Melbourne went back to back from 2012 with Overall Champion University honours. Overall results can be found on page 59 of this report.



## TRIATHLON

As with Distance Running, the Triathlon Championships were conducted under an expanded format with eligible legs in Queensland, New South Wales, Victoria, Australian Capital Territory, South Australia and Western Australia. The results of both pennants was decided in the final leg at Kingscliff, with the University of Technology Sydney winning both the men's and women's pennants.



## TWENTY20™ CRICKET

Held in conjunction with the Australian University Games on the Gold Coast, the 2013 Twenty20 cricket tournament saw significant growth to include 15 participating teams over two divisions. 2012 defending champions The University of New South Wales were successful in defending their men's pennant.



*The Twenty20 TM trademark is a trademark of Cricket Australia and used under license from Cricket Australia*

## AUS SANCTIONED EVENTS

In 2013 Australian University Sport sanctioned eleven events. Some of these were:

- The Laffan Cup
- URLQ Tongan Representative Tour
- SEQ Universities Baseball League
- Australian University Rogaining Championships
- Australian Universities Yacht Racing Championship



University of Sport Samoa compete  
at the Northern University Games.





By way of introduction, university sport at the global level is governed by the International University Sports Federation (FISU). The role that FISU plays is similar to the role that the International Olympic Committee (IOC) plays for Olympic sports; and like the IOC, FISU has its head office in Lausanne, Switzerland. Mirroring the IOC, FISU has also developed Continental Federations which connect with its member countries in that geographic area.

As the largest member of the eleven member countries currently comprising FISU Oceania region, AUS has taken a proactive and supportive role in the development of FISU's newest Continental Federation often using its scale to coordinate and assist other member countries to access FISU events and to grow and develop university sport in their countries. Members of OUSA are American Samoa, Australia, Cook Islands, Federated States of Micronesia, Fiji, Guam, New Caledonia, New Zealand, Northern Mariana Islands, Papua New Guinea and Samoa.

## GOVERNANCE

Since 2011 AUS has offered a bureau service to OUSA for all its administrative and financial activities. With AUS Board member Martin Doulton as Secretary General and the OUSA representative member on the FISU Executive Committee and the OUSA Finance Management Committee under the guidance of its Chair Don Knapp, together with the support of AUS Finance and Administration Manager Glenys Woolcock, OUSA administrative and finances continue to meet all FISU audit requirements.

## OCEANIA AT THE 2013 SUMMER UNIVERSIADE

The 2013 OUSA General Assembly was held in conjunction with the 2013 Summer Universiade and FISU General Assembly in July in Kazan, Russia. Representatives from American Samoa, Australia, Cook Islands, Samoa, Federated States of Micronesia, Northern Mariana Islands, New Zealand and Fiji attended the formal meetings while a total of 199 student athletes from the region participated in the Games itself. They were supported by 60 coaches, staff and officials with a key feature being the sharing of resources and administration support between Oceania countries while in the Games village.

## TEAM MANAGEMENT SEMINAR SERIES ROLLED OUT

Thanks to FISU project support it was possible to hold three myuniSport Team Management workshops and seminars during 2013. Program leader Donna Spethman (Australia) conducted seminars in American Samoa (25-26 April), Northern Mariana Islands (21-22 October) and in Noumea as part of the 2nd Pacific Youth and Sports Conference (2-7 December).

In total 660 tertiary students and sports administrators from around the region were exposed to the principles of event and team management. In 2014 the plan is to host four workshops in new venues as well as develop a train the trainer program and follow up extension workshops.



2013  
Australian University Champion

AUG  
Overall



The University of Melbourne  
display their spoils at the closing  
presentation of the Australian  
University Games.

## 2013 AUS AWARD WINNERS – RESULTS BY PLACE

The AUS University Champion award combines all pennants allocated for each sport conducted in the Australian University Games and Championships for that year.

The 2013 AUS University Champion is The University of Melbourne.

Place	University
1	The University of Melbourne
2	Monash University
3	The University of Sydney
4	University of Technology Sydney
5	The University of New South Wales
6	The University of Western Australia
7	RMIT University
8	Queensland University of Technology
9	Bond University
10	Macquarie University
11	University of South Australia
12	Curtin University
13	Edith Cowan University
14	The University of Adelaide
15	Griffith University
16	The University of Queensland
17	The Australian National University
18	James Cook University
19	Victoria University
20	Charles Sturt University
21	Deakin University
22	Murdoch University
23	Southern Cross University
24	University of Western Sydney
25	The University of Newcastle
26	La Trobe University
27	Australian Catholic University
28	University of Canberra
29	University of Ballarat
30	Australian College of Physical Education
31	University of The Sunshine Coast
32	Swinburne University of Technology
33	University of Wollongong
34	The University of Notre Dame Australia
35	Flinders University
36	University of Southern Queensland
37	Avondale College
38	University of Tasmania
39	Central Queensland University
40	University of New England





Bond University on the attack in the men's rugby 7's competition at the Australian University Games



## 2013 AUS AWARD WINNERS – RESULTS BY PLACE

The AUS Per Capita Champion award combines points accumulated for each place in each pennant event within the Australian University Games and Championships for that year.

The 2013 Per Capita Champion is Bond University.

Place	Per capita points	Per capita factor	University
1	1130.675	3.55	Bond University
2	609.15	4.65	Australian College of Physical Education
3	596.16	4.14	Southern Cross University
4	550.56	0.93	The University of Western Australia
5	542.7	0.67	University of Technology Sydney
6	537.14	2.51	Charles Sturt University
7	506.35	1.9	University of Ballarat
8	495.88	0.44	Monash University
9	489.6	0.48	The University of Melbourne
10	466.14	0.51	The University of Sydney
11	425.6	1.4	James Cook University
12	400.05	3.15	University of Canberra
13	380.835	0.93	The University of Adelaide
14	376.47	0.47	The University of New South Wales
15	369.81	0.63	Griffith University
16	364.8	2.28	The University of Notre Dame Australia
17	354.32	0.86	The University of Newcastle
18	351.36	1.44	Murdoch University
19	347.36	1.04	Australian Catholic University
20	345.03	0.62	Queensland University of Technology
21	337.6	0.8	La Trobe University
22	335.8	0.92	Victoria University
23	330.75	1.05	Deakin University
24	306.8	1.18	The Australian National University
25	297.6	4.65	University of New England
26	293.76	1.36	Edith Cowan University
27	286.34	1.39	University of South Australia
28	284.13	0.77	Macquarie University
29	279	4.65	University of Southern Queensland
30	264.6	0.54	The University of Queensland
31	262.3	2.44	University of The Sunshine Coast
32	253.92	0.48	RMIT University
33	230.75	0.65	University of Western Sydney
34	228.48	3.36	Central Queensland University
35	193.8	0.95	Swinburne University of Technology
36	184.2	0.6	Curtin University
37	175.835	1.39	Flinders University
38	146.08	0.83	University of Wollongong
39	114.24	1.36	University of Tasmania
40	88.35	4.65	Avondale College

# AUS AWARDS AND HONOUR ROLL

## 2013 AWARD WINNERS

Award	Winner	Sport	University
██████████	██████████	██████████	████████████████████
██████████████████	██████████████	██████████	██████████████████
██████████████████	██████████████	██████████	██████████████████
██████████████████	██████████████	██████████	██████████████████
██████████	██████████████████	██████████	██████████████████
██████████████	██████████	██████████	██████████████████
██████████	██████████████	██████████	██████████████████

## AUS HONOUR ROLL

The Australian University Sport Honour Roll includes two categories: champions and medallists.

*Champions* are athletes who have competed and won multiple medals (including one gold) at a single event, or multiple medals at more than one World University Games or Championship event.

*Medallists* are an elite group of athletes who have won a medal at a World University Games or Championship event.

## 2013 CHAMPIONS

Athlete	Sport	Events (medal)	University
Samantha Mills	Diving	1m springboard (gold), 3m synchro (silver)	TAFE SA
Ryan Napoleon	Swimming	400m Freestyle (gold), 4x200m Freestyle (bronze)	CATC Design School
Justin James	Swimming	200m individual medley (gold), men's 4x100m freestyle (silver), men's 4x200m freestyle (bronze)	The Australian National University
Catherine Skinner	Shooting	Women's Trap (gold)	RMIT University
Benjamin Treffers	Swimming	50m Backstroke (gold), 100m backstroke (silver),	The Australian National University
Madison Wilson	Swimming	200m backstroke (gold), 50m backstroke (bronze), 100m backstroke (bronze)	Australian Catholic University

## 2013 MEDALLISTS

Athlete	Sport	Events (medal)	University
Andrew Abood	Swimming	Men's 4x100m Freestyle (silver)	Griffith University
Alexei Almoukov	Biathlon	12.5km pursuit (bronze)	Tyumen State University
Matthew Andronicos	Basketball	Men's (silver)	Central Queensland University
Daniel Arnamnart	Swimming	Men's 4x100m Freestyle (silver)	Fitness Institute Australia
Shane Asbury	Swimming	Men's 4x200m Freestyle (bronze)	Deakin University
Cameron Bairstow	Basketball	Men's (silver)	University of New Mexico
Todd Blanchfield	Basketball	Men's (silver)	HBA
Sara Blicavs	Basketball	Women's (bronze)	University of Canberra
Ryan Broekhoff	Basketball	Men's (silver)	Valparaiso University
Natalie Burton	Basketball	Women's (bronze)	TAFE NSW
Jason Cadee	Basketball	Men's (silver)	TAFE SA
Ian Dewhurst	Athletics	400m Hurdles (bronze)	The University of Sydney
Andrija Dumovic	Basketball	Men's (silver)	University of Canberra
Cody Ellis	Basketball	Men's (silver)	Saint Louis Bilicins
Jayden Hadler	Swimming	Men's 4x100m Freestyle (silver)	Sarina Russo Institute
Igor Hadziomerovic	Basketball	Men's (silver)	Boise State University
Alice Kunek	Basketball	Women's (bronze)	Deakin University
Tessa Lavey	Basketball	Women's (bronze)	University of Canberra
Lauren Mansfield	Basketball	Women's (bronze)	Launceston Polytechnic
Mitchell Norton	Basketball	Men's (silver)	James Cook University
George O'Brien	Swimming	Men's 4x200 Freestyle (bronze)	University of the Sunshine Coast
Owen Odigie	Basketball	Men's (silver)	La Trobe University
Esther Qin	Diving	3m Synchro (silver)	RMIT University
Clinton Steindl	Basketball	Men's (silver)	TNQ TAFE
Olivia Thompson	Basketball	Women's (bronze)	University of South Australia
Hayley White	Swimming	200m Backstroke (bronze)	The University of Sydney
Mitchell Young	Basketball	Men's (silver)	St Mary's College California

## SPORTS RESULTS



Women's rugby 7's was part of the Australian University Games for the first time in the history of the event with seven teams competing.



## 2013 AUSTRALIAN UNIVERSITY GAMES – RESULTS BY PLACE



### ATHLETICS

Rank	Men	Women
1	USYD	USYD
2	MELB	RMIT
3	UTS	UTS
4	NCLE	MELB
5	MON	DEAK
6	UWA	UWA
7	GU	UOW
8	QUT	NCLE
9	DEAK	CURT
10	UOW	MON
11	RMIT	GU
12	UQ	QUT
13	USA	MQU
14	UNSW	UQ
15	MQU	AU
16	ECU	UNSW
17	CURT	UWS
18	SUT	JCU
19	JCU	VU
20	VU	ECU
21	ACU	BOND
22	USC	CQU
23	AU	LTU
24	LTU	MDU
25	BOND	UBAL
26	CQU	UNDA
27	UBAL	UTAS
28	UTAS	ACPE
29	ACPE	SUT
30	MDU	USC
31	SCU	
32	UNDA	
33	UNE	



### AUSTRALIAN RULES FOOTBALL

Rank	Men	Women
1	UWA	RMIT
2	MELB	MON
3	MDU	VU
4	UBAL	UBAL
5	ACU	UQ
6	VU	ACU
7	MON	MDU
8	USYD	UWA
9	LTU	GU
10	RMIT	ECU
11	ECU	
12	UQ	
13	UNSW	
14	GU	
15	UWS	



### BADMINTON

Rank	Men	Women
1	MELB	MELB
2	MON	USYD
3	USYD	MON
4	UQ	UNSW
5	UNSW	MQU
6	RMIT	RMIT
7	UWA	AU
8	UTS	GU
9	LTU	UNDA
10	NCLE	
11	AU	
12	GU	
13	DEAK	



### BASEBALL






Rank	Open
1	MELB
2	MON
3	GU
4	LTU
5	USYD
6	SUT
7	QUT
8	UNSW
9	UQ
10	NCLE
11	UWA
12	UWS



### BASKETBALL

Rank	Men	Women
1	MON	MON
2	MELB	USYD
3	UWA	UNSW
4	USYD	UWS
5	GU	RMIT
6	MDU	DEAK
7	VU	USA
8	AU	MQU
9	UQ	MELB
10	MQU	VU
11	UTS	UQ
12	DEAK	QUT
13	UWS	GU
14	UBAL	LTU
15	BOND	CURT
16	RMIT	USC
17	CSU	UOW
18	CURT	

## 2013 AUSTRALIAN UNIVERSITY GAMES – RESULTS BY PLACE

 BEACH VOLLEYBALL				 CYCLING			 FENCING		
Rank	Men	Women	Mixed	Rank	Men	Women	Rank	Men	Women
1	BOND	ECU	MON	1	USYD	USYD	1	MELB	MELB
2	MON	MON	RMIT	2	GU	QUT	2	UQ	ANU
3	DEAK	QUT	MELB	3	SCU	UQ	3	USYD	QUT
4	MELB	DEAK	AU	4	QUT	GU	4	MON	UNSW
5	AU	USC	CURT	5	MELB	RMIT	5	MDU	UWA
6	JCU	AU	MDU	6	RMIT	MELB	6	UWA	
7	ACPE	MELB	UBAL	7	UQ	NCLE	7	QUT	
8	ECU	UWS	UWA	8	VU	ANU	8	MQU	
9	UNDA	NCLE	SUT	9	ACU	SCU	9	UNSW	
10	GU	MDU	LTU	10	MQU	ACU			
11	UNSW	ANU	QUT	11	UNSW	UC			
12	QUT	UNDA	USA						
13	FU	LTU	JCU						
14	UTS	UTS	FU						
15	SCU	UBAL	ECU	 FOOTBALL			 FUTSAL		
				Rank	Men	Women	Rank	Men	Women
16	LTU	UNSW	BOND	1	MELB	USYD	1	MON	UTS
17	UWS		GU	2	VU	MELB	2	UNSW	MQU
18	ACU		DEAK	3	MON	MON	3	UWS	USC
19			USYD	4	RMIT	UTS	4	MQU	ECU
20			USC	5	UNSW	UNSW	5	ACPE	GU
21			UWS	6	LTU	UWA	6	USC	UNSW
22			UOW	7	UWA	UOW	7	UTS	VU
23			UNSW	8	ECU	AU	8	JCU	UWS
24			ACU	9	NCLE	LTU	9	ECU	ACU
25			UQ	10	UTS	GU	10	BOND	JCU
26			SCU	11	UWS	QUT	11	MELB	FU
27			ACPE	12	CURT	SCU	12	QUT	USA
28			UTS	13	UQ	UNE	13	SUT	
29			UNDA	14	USYD	UQ	14	UWA	
				15	UOW	CURT	15	MDU	
				16	QUT	UWS	16	ACU	
				17	GU	MDU	17	UNDA	
				18	ACU	NCLE	18	ANU	
				19		UNDA	19	AU	
							20	LTU	
							21	GU	
							22	USA	

## 2013 AUSTRALIAN UNIVERSITY GAMES – RESULTS BY PLACE



### GOLF

Rank	Men
1	BOND
2	RMIT
3	GU
4	MELB
5	NCLE
6	UNSW
7	JCU
8	UBAL
9	USYD



### HANDBALL

Rank	Mixed
1	UTS
2	UQ
3	UWA
4	USYD
5	VU
6	UNSW
7	CURT
8	MON
9	DEAK
10	GU
11	ACPE
12	QUT
13	ACU
14	UBAL
15	UOW
16	JCU
17	RMIT
18	UWS
19	MDU
20	AU
21	UNDA
22	NCLE



### HOCKEY

Rank	Men	Women
1	MELB	MELB
2	MON	QUT
3	UQ	NCLE
4	UWA	MON
5	USYD	MQU
6	QUT	UNSW
7	AU	USYD
8	RMIT	AU
9	UOW	UWA
10	UNSW	UWS
11	CURT	CURT
12	MQU	GU
13	UWS	LTU
14	GU	RMIT
15	NCLE	UTS
16	UTS	BOND
17		USA
18		VU



### JUDO

Rank	Men
1	UNSW
2	MON
3	USYD
4	ANU



### KENDO

Rank	Open
1	UTS
2	USYD
3	MDU
4	AU
5	MON
6	MELB
7	UNSW
8	USA
9	USQ



### LAWN BOWLS

Rank	Open	Rank	Open
1	CURT	12	FU
2	CSU	13	RMIT
3	UWA	14	GU
4	MON	15	ECU
5	UQ	16	USA
6	UNSW	17	UNDA
7	JCU	18	UBAL
8	UTS	19	ACU
9	NCLE	20	ANU
10	LTU	21	QUT
11	AU	22	UWS
		23	BOND
		24	ACPE

## 2013 AUSTRALIAN UNIVERSITY GAMES – RESULTS BY PLACE



### NETBALL

Rank	Women	Mixed
1	MON	UTS
2	MELB	MON
3	GU	MQU
4	JCU	MELB
5	QUT	UWA
6	CURT	MDU
7	RMIT	RMIT
8	LTU	DEAK
9	UTS	GU
10	UOW	LTU
11	USYD	VU
12	UQ	QUT
13	MQU	ACU
14	VU	UBAL
15	DEAK	UNSW
16	SCU	UQ
17	BOND	NCLE
18	ECU	CURT
19		FU
20		UOW
21		AU
22		UNDA
23		ECU
24		CSU
25		USA
26		BOND
27		SUT
28		UWS
29		USYD
30		USQ



### RUGBY 7S

Rank	Men	Women
1	UTS	JCU
2	UWA	QUT
3	CURT	USC
4	GU	USYD
5	USYD	SCU
6	QUT	CSU
7	MON	GU
8	UWS	
9	UNSW	
10	VU	
11	ACU	
12	JCU	
13	BOND	



### SAILING

Rank	Open
1	UWA
2	MON
3	USA
4	USYD
5	UNSW
6	UTS
7	RMIT
8	QUT
9	CURT
10	UTAS
11	NCLE
12	LTU
13	ANU
14	UQ



### SOFTBALL

Rank	Women
1	UTS
2	MON
3	USYD
4	MELB
5	UWA
6	GU
7	UNSW



### SWIMMING

Rank	Men	Women
1	UNSW	MELB
2	MON	UNSW
3	USYD	BOND
4	MQU	MON
5	ACU	UTS
6	UTS	GU
7	MELB	NCLE
8	UQ	LTU
9	LTU	CURT
10	UWS	ACU
11	NCLE	USYD
12	GU	UQ
13	UBAL	AU
14	QUT	MQU
15		QUT
16		FU



### SQUASH

Rank	Men	Women
1	AU	MON
2	UNSW	MELB
3	MELB	LTU
4	MON	UWA
5	UWA	
6	RMIT	
7	BOND	
8	LTU	
9	QUT	
10	JCU	



## 2013 AUSTRALIAN UNIVERSITY GAMES – RESULTS BY PLACE



### TABLE TENNIS

Rank	Men
1	MELB
2	UNSW
3	USYD
4	MON
5	GU
6	UWS
7	RMIT
8	UTS
9	ANU
10	UNDA
11	UQ



### TAEKWONDO

Rank	Men	Women
1	UNSW	USYD
2	UTS	MON
3	MON	UNSW
4	USYD	UTS
5	NCLE	NCLE
6	MELB	QUT
		UWA
		GU
7	VU	
8	JCU	
9	AU	CURT
	FU	
10		ECU
11	UWS	UQ
	SUT	
	MDU	
14	USA	
	UWA	
	CSU	
17	USC	
	UBAL	
	QUT	
	BOND	



### TENNIS

Rank	Men	Women
1	MON	UWA
2	MELB	MELB
3	UTS	MON
4	USYD	UWS
5	UWA	USYD
6	UNSW	UNSW
7	UBAL	UTS
8	VU	GU
9	LTU	LTU
10	GU	
11	UQ	
12	UWS	
13	UTAS	
14	AU	
15	SCU	



### TENPIN BOWLING

Rank	Open
1	RMIT
2	MON
3	ECU
4	UWS
5	MDU
6	UQ
7	UWA
8	JCU
9	LTU
10	ACPE
11	CSU
12	GU
13	AU
14	SCU
15	ACU
16	UNDA
17	UNSW
18	QUT
19	BOND



### T20 CRICKET

Rank	Men
1	UNSW
2	USYD
3	MELB
4	UTS
5	MON
6	GU
7	UWS
8	SCU
9	BOND
10	AU
11	CURT
12	AVON
13	ACPE
14	UBAL
15	QUT

## 2013 AUSTRALIAN UNIVERSITY GAMES – RESULTS BY PLACE



### TOUCH

Rank	Men	Women	Mixed
1	UTS	USYD	QUT
2	JCU	UTS	GU
3	MON	JCU	ACU
4	USYD	UNSW	UQ
5	ACPE	GU	MQU
6	UNSW	LTU	BOND
7	QUT	MON	UC
8	LTU	UWS	MELB
9	AVON	CSU	SCU
10	NCLE	ANU	USYD
11	MELB	QUT	JCU
12	UWS	USC	NCLE
13	BOND	MELB	UTS
14	GU	UQ	ACPE
15	UQ	UNDA	MON
16	UNDA	BOND	UWA
17	UWA	UWA	
18	USC	VU	
19	MQU	ACU	
20	ACU	MDU	
21	ANU		
22	ECU		
23	VU		



### ULTIMATE

Rank	Mixed
1	MON
2	MELB
3	ANU
4	UWA
5	UBAL
6	NCLE
7	UNSW
8	MQU
9	UQ
10	ACU
11	USYD
12	JCU
13	MDU
14	QUT
15	SUT
16	UOW
17	VU
18	CURT
19	FU
20	CSU
21	DEAK
22	UTS
23	RMIT
24	AU
25	ACPE
26	GU
27	UC
28	LTU
29	ECU
30	UWS



### VOLLEYBALL

Rank	Men	Women
1	USA	QUT
2	UTS	UTS
3	MON	USYD
4	MELB	GU
5	GU	USA
6	USYD	MON
7	AU	AU
8	RMIT	UNSW
9	QUT	BOND
10	UQ	FU
11	UC	USQ
12	UNSW	VU
13	ANU	MELB
14	BOND	UNDA
15	VU	UQ
16	LTU	LTU
17	USQ	UC
18	JCU	JCU
19	ECU	DEAK
20	UWS	ACU
21	ACU	UWS



### WATER POLO

Rank	Men	Women
1	UWA	MQU
2	USYD	USYD
3	UTS	UNSW
4	MELB	UTS
5	UNSW	UWA
6	NCLE	MELB
7	MON	NCLE
8	MQU	MON
9	UQ	QUT
10	QUT	UQ
11	DEAK	ANU
12	BOND	DEAK
13	UNE	UNE
14	GU	GU
15	SCU	BOND

# 2013 NORTHERN UNIVERSITY GAMES – RESULTS BY PLACE



## AFL 9

Rank	Mixed
1	GU
2	UQ 3
3	UQ 2
4	QUT
5	GUGC
6	UQ 1



## BASEBALL

Rank	Open
1	QUT
2	GU
3	UQ
4	GUGC



## BASKETBALL

Rank	Men	Women
1	GUGC 1	UQ
2	GUGC 2	QUT 1
3	UQ 1	SCU
4	BOND 1	GUGC 1
5	GU 1	USQ
6	UNE	GU
7	QUT 1	USC
8	SCU	QUT 2
9	UQ 2	GUGC 2
10	GUGC 3	
11	GU 2	
12	QUT 3	
13	QUT 2	
14	ACU	
15	JCU	
16	QUT 4	
17	GUGC 4	



## BEACH VOLLEYBALL

Rank	Men	Women
1	QUT 3	USC
2	QUT 1	QUT
3	QUT 4	QUT 2
4	QUT 2	GU
5	QUT 5	GU 2
6	GU	SCU
7		UQ



## FOOTBALL

Rank	Men	Women
1	QUT 1	UNE
2	UQ 1	GUGC
3	ACU	UQ
4	GU	QUT
5	QUT 2	GU
6	UQ 3	
7	GUGC	
8	UQ 2	



## GOLF - SINGLES

Rank	Men	Women
1	USC	GUGC
2	BOND	SCU
3	GUGC	
4	GUGC	
5	QUT	
6	GU	
7	BOND	
8	GU	
9	GUGC	
10	BOND	
11	JCU	
12	ACU	
13	SCU	
14	ACU	
15	BOND	
16	UQ	



## HOCKEY

Rank	Women
1	QUT
2	GU
3	BOND



## LAWN BOWLS

Rank	Open
1	GU 1
2	QUT 1
3	SCU 2
4	QUT 2
5	UNE 1
6	QUT 3
7	UNE 2
8	SCU 1
9	BOND
10	GUGC



## NETBALL

Rank	Women	Mixed
1	QUT	GU
2	UQ 3	GUGC
3	GUGC	QUT
4	SAMOA	UQ
5	UNE	BOND
6	BOND	UNE
7	UQ	GUGC 2
8	QUT 2	BOND 2
9	SCU	GU 2
10	USC	ACU
11	UQ 2	QUT 2
12	GUGC 2	GUGC 3
13	GU	SCU 1
14	BOND 2	SCU 2
15	QUT 3	SCU
16	GU 2	
17	ACU	
18	USC 2	

2013 NORTHERN UNIVERSITY GAMES – RESULTS BY PLACE



RUGBY UNION 7'S

Rank	Men
1	USQ
2	GUGC
3	QUT
4	GU



SQUASH - SINGLES

Rank	Open
1	USC
2	USQ
3	BOND
4	GU
5	BOND
6	BOND
7	BOND
8	BOND
9	UQ
10	BOND
11	GU
12	ACU



TENNIS - SINGLES

Rank	Men	Women
1	BOND	QUT
2	GUGC	QUT
3	GUGC	SCU
4	BOND	USC
5	QUT	ACU
6	QUT	
7	USQ	
8	BOND	
9	BOND	
10	BOND	
11	GU	



TENPIN BOWLING

Rank	Open
1	GU
2	QUT
3	SCU
4	UNE



TOUCH

Rank	Men	Women	Mixed
1	GU	QUT 1	QUT
2	QUT 1	GUGC 2	JCU
3	UQ	USC	GUGC 1
4	USC	UQ	BOND 1
5	BOND	QUT 2	SCU
6	GUGC 1	BOND 1	GU
7	USQ	GU	BOND 2
8	UNE	SCU	UNE
9	QUT 2		USC
10			GUGC 2



VOLLEYBALL

Rank	Men	Women
1	GUGC 1	QUT 1
2	GU 1	GU
3	USQ	UQ
4	QUT	UNE
5	GUGC 2	QUT 2
6	USC	USQ
7	GU 2	
8	UNE	
9	SCU	



WATER POLO

Rank	Men
1	QUT
2	SCU
3	BOND



## 2013 EASTERN UNIVERSITY GAMES – RESULTS BY PLACE



### AFL 9

Rank	Mixed
1	UTS
2	NCLE
3	CSU
4	UC
5	UOW



### BASKETBALL

Rank	Men	Women
1	UTS	USYD
2	CSU	UWS
3	UWS	UNSW
4	AVON	UOW
5	USYD	CSU
6	SUCSG	UOW 2
7	MQU	MQU
8	UNSW	ANU
9	UOW	UTS
10	UTS 2	UC
11	UNSW 2	NCLE
12	ACPE	UC 2
13	NCLE	ACPE
14	ANU	UNDA
15	UWS 3	AVON
16	UOW 2	SUCSG
17	UC	CSU 2
18	CSU 3	CSU 3
19	CSU 2	ACU
20	CSU 4	
21	UC 2	
22	UWS 2	
23	ANU 2	
24	UNDA	



### FOOTBALL

Rank	Men	Women
1	UNSW	UWS
2	NCLE	NCLE
3	UOW	UNSW
4	UTS	UOW
5	UWS	UTS
6	ANU	SUCSG
7	CSU	ANU
8	MQU	CSU
9	SUCSG	UNDA



### FUTSAL

Rank	Men	Women
1	UTS	UTS
2	UOW	ANU
3	ACPE	MQU
4	UNSW	USYD
5	ANU	
6	USYD	
7	UC	
8	UWS	
9	CSU	
10	UNDA	



### GOLF - SINGLES

Rank	Men
1	MQU
2	UOW
3	UTS
4	UWS
5	ANU
6	CSU
7	UC
8	UNSW



### HOCKEY

Rank	Men	Women
1	NCLE	AUT
2	UNSW	UNSW
3	UOW	NCLE
4	UTS	MQU
5	CSU 1	UC
6	MQU	UOW
7	ANU	UTS
8	UWS	CSU
9	CSU 2	UWS
10		ANU
11		CSU 2



### INDOOR CRICKET



Rank	Open
1	UC
2	UWS
3	UTS
4	AVON
5	UC 2
6	SUCSG






### LAWN BOWLS

Rank	Open
1	CSU
2	UTS
3	UNSW
4	NCLE
5	CSU 2
6	UOW 2
7	USYD 2
8	CSU 3
9	UOW 3
10	UOW
11	UWS
12	SUCSG
13	UC 3
14	UC
15	ACPE
16	USYD
17	USYD 3
18	UC 2

2013 EASTERN UNIVERSITY GAMES – RESULTS BY PLACE

	NETBALL				OZTAG			SQUASH - SINGLES	
Rank	Women	Mixed		Rank	Men	Mixed	Rank	Men	
1	UTS	MQU		1	UOW	UOW 2	1	ACPE	
2	MQU	UTS		2	UTS	ACPE	2	UTS	
3	UOW	NCLE		3	MQU	MQU	3	CSU	
4	NCLE	UTS 2		4	UNSW	UTS			
5	ACU	SUCSG		5	NCLE	SUCSG			
6	ANU	UNSW		6	UC	UNSW			
7	UC	UOW		7		UOW			
8	NCLE 2	UOW 4		8		UWS			
9	UC 2	UC		9		UOW 3			
10	CSU	NCLE 2		10		ACU 2			
11	SUCSG	UOW 3		11		ACU			
12	UNDA	CSU							
13	UOW 2	UOW 2							
14	USYD	UOW 5							
15	UWS	ANU							
16	UNSW	ACU							
17	CSU 3	UC 2							
18	CSU 2	CSU 2							
19	UOW 3	ANU 2							
20	UC 3								
21	UC 4								

	SURFING				TENNIS - SINGLES				TENPIN BOWLING	
Rank	Men	Women		Rank	Men	Women		Rank	Open	
1	UTS	MON		1	UTS	UWS		1	UWS	
2	UNSW	UTS		2	NCLE	UTS		2	UC 2	
3	MON	RMIT		3	CSU	UNSW		3	CSU	
4	MELB			4	ACPE	NCLE		4	UC 3	
5	RMIT			5	UNSW	MQU		5	UTS	
6	SUT			6	UOW	UOW		6	ACU	
7	MQU			7	USYD	SUCSG		7	ACU 2	
8	UWS			8	SUCSG			8	UOW	
9	NCLE			9	ACU			9	CSU 2	
10	USYD			10	MQU			10	SUCSG 2	
11	CSU							11	UC	
12	ACU							12	UC 4	
								13	SUCSG	

2013 EASTERN UNIVERSITY GAMES – RESULTS BY PLACE



TOUCH

Rank	Men	Women	Mixed
1	AUT	CSU	UTS
2	ACPE	AUT	USYD
3	NCLE	SUCSG	MQU
4	AVON	ANU	ACU
5	UTS	CSU 2	UC
6	ANU	USYD	NCLE
7	UWS	UTS	UNDA
8	UNSW	UOW	UWS
9	USYD	CSU 3	SUCSG
10	SUCSG	UC	UOW 2
11	UOW	AVON	UNSW
12	USYD		UOW
13	CSU		
14	ACU		
15	UWS 2		
16	MQU		



ULTIMATE

Rank	Mixed
1	MQU
2	USYD
3	NCLE
4	UTS
5	ANU
6	UC
7	UNSW
8	ACU
9	CSU
10	UOW 2
11	ACPE
12	UOW
13	SUCSG



VOLLEYBALL

Rank	Men	Women
1	UNSW	AUT
2	UTS	UNSW
3	SUCSG	UTS
4	UNSW 2	UC
5		SUCSG
6		UWS
7		ACU



Griffith University and University of Wollongong football players enjoy a friendly tussle at the Eastern University Games..

## 2013 SOUTHERN UNIVERSITY GAMES – RESULTS BY PLACE



### AFL

Rank	Men	Women
1	DEAK	VU
2	RMIT	UBAL
3	UBAL	RMIT
4		DEAK
5		DEAK 2



### BASKETBALL

Rank	Men	Women
1	DEAK	LTU
2	VU	DEAK 2
3	UBAL	VU
4	UTAS	LTU 2
5	LTU	MELB
6	USA	DEAK 4
7	MELB	DEAK 3
8	SUT	AU
9	DEAK 3	ACU
10	AU	RMIT
11	DEAK 2	UBAL
12	CHIS	DEAK
13	LTU 2	
14	RMIT	
15	DEAK 4	
16	SUT 2	
17	UBAL	
19	HOLM	
17	ACU	



### CHEER

Rank	Open
1	RMIT
2	LTU
3	MELB
4	MON
5	VU
6	DEAK



### CROSS COUNTRY

Rank	Men	Women
1	LTU	MELB
2	MELB	RMIT
3	RMIT	VU
4	SUT	SUT
5	VU	LTU
6	ACU	DEAK



### FOOTBALL

Rank	Men
1	LTU
2	VU
3	DEAK



### FUTSAL

Rank	Men
1	MELB
2	MON
3	LTU
4	HOLM
5	RMIT
6	UBAL
7	UBAL 2
8	VU
9	DEAK
10	SUT
11	CHIS
12	HOLM 2



### GOLF - SINGLES

Rank	Men
1	RMIT
2	CHIS
3	ACU
4	UBAL
5	DEAK
6	VU



### HOCKEY

Rank	Men	Women
1	MON	MON
2	SUT	RMIT
3	LTU	LTU
4	UBAL	UBAL
5	RMIT	
6	VU	



### LAWN BOWLS

Rank	Open
1	LTU
2	RMIT
3	LTU 2
4	GIPPS
5	UBAL
6	SUT
7	HOLM 2
8	HOLM

## 2013 SOUTHERN UNIVERSITY GAMES – RESULTS BY PLACE



### NETBALL

Rank	Women	Mixed
1	DEAK	MELB
2	VU	RMIT
3	LTU	LTU
4	FU	UBAL
5	MELB	VU
6	AU	MELB 2
7	RMIT	ACU
8	VU	ACU 2
9	LTU 2	LTU 2
10	DEAK 2	DEAK
11		DEAK 3
12		CHIS
13		DEAK 2
14		CHIS 2
15		UBAL 2
16		UTAS
17		HOLM
18		SUT



### SQUASH - SINGLES

Rank	Men	Women
1	RMIT	MON
2	RMIT	RMIT
3	LTU	LTU
4	LTU	
5	MELB	
6	MON	
7	LTU	
8	RMIT	
9	MON	
10	UBAL	
11	UBAL	
12	MON	
13	MON	
14	MON	
15	UBAL	
16	MON	
17	UBAL	



### TENNIS

Rank	Men	Women
1	UBAL	LTU
2	LTU	UBAL
3	MELB	HOLM
4	DEAK	DEAK
5	VU	
6	SUT	



### TENPIN BOWLING

Rank	Open
1	RMIT
2	VU
3	CHIS
4	LTU
5	DEAK
6	ACU
7	DEAK 2



### TOUCH

Rank	Mixed
1	LTU
2	MON
3	DEAK
4	MELB
5	RMIT
6	AU
7	VU
8	DEAK 2
9	LTU 2
10	VU 3
11	MELB 2
12	VU 2



### ULTIMATE

Rank	Mixed
1	UBAL
2	MELB
3	MON
4	UTAS
5	SUT
6	DEAK
7	FU
8	RMIT
9	LTU
10	UBAL 2




### VOLLEYBALL


Rank	Men	Women
1	MELB	RMIT
2	RMIT	LTU
3	LTU	AU
4	AU	VU
5	DEAK	UBAL
6	VU	DEAK
7	UBAL	HOLM
8		DEAK 2



## 2013 AUSTRALIAN UNIVERSITY CHAMPIONSHIPS – RESULTS BY PLACE

 DISTANCE RUNNING			 ORIENTEERING			 ROWING		
Rank	Men	Women	Rank	Men	Women	Rank	Men	Women
1	MELB	MON	1	ANU	ANU	1	USYD	MELB
2	MON	MELB	2	MON	UQ	2	MELB	USYD
3	DEAK	DEAK	3	MELB	MELB	3	ANU	ANU
4	RMIT	RMIT	4	LTU	UNSW	4	AU	NCLE
5	LTU	LTU	5	UNE	UTAS	5	MON	USA
6	VU	VU	6	USYD	MON	6	UNSW	MON
7	SUT	SUT	7	DEAK		7	NCLE	UNSW
8	ACU	ACU	8	NCLE		8	UWA	DEAK
9	GU	CSU	9	UWA		9	MQU	MQU
10	UNSW	UNSW	10	QUT		10	VU	LTU
11	UBAL	GU	11	UNSW		11	USA	ACU
12	CSU	UQ	12	UQ		12	UTS	UTS
13	UQ	USYD	13	UTAS		13	DEAK	AU
14	UTAS	CURT				14	ACU	BOND
15	UTS	ANU				15	LTU	CSU
16	QUT	UTAS				16	BOND	UWS
17	USYD	UTS						
18	UNE	QUT						
19	USA	CDU						
20	AU	UBAL						
21	UWA	USA						
22	UNDA	BOND						
23	SCU	CQU						
24	CDU	UNE						
25	CURT	AU						
26	ANU	SCU						
27	BOND	USQ						
28	USQ	UC						
29	UC	NCLE						
30	UWS	UWA						
31	ADFA	JCU						
32	ECU	UOW						
33	MQU	ECU						
34	UOW	UNDA						
35	NCLE	FU						
36	FU	UWS						
37	CQU	USC						
38	JCU	MQU						
39	MDU	MDU						
40	ACPE	ACPE						
41	USC	ADFA						

 SNOW SPORTS			 TRIATHLON		
Rank	Men	Women	Rank	Men	Women
1	USYD	MELB	1	UTS	UTS
2	UNSW	USYD	2	RMIT	USYD
3	MELB	MQU	3	UC	SCU
4	MQU	UNSW	4	USYD	DEAK
5	UTS	UTS	5	ANU	MELB
6	NCLE	MON	6	BOND	MON
7	MON	NCLE	7	GU	QUT
8	ANU	CSU	8	MON	UQ
9	RMIT	ANU	9	VU	GU
10	CSU	UWS	10	UQ	NCLE
11	UWS	UC	11	UBAL	JCU
12	UC	UWA	12	CSU	ADFA
13	ACU	GU	13	MDU	FU
14	UNDA	UOW	14	CQU	AU
15	AU	ACU	15	QUT	UC
16	GU	VU	16	DEAK	
17		RMIT	17	SCU	
			18	LTU	
			19	AU	
			20	UNDA	
			21	SUT	
			22	UNSW	
			23	ADFA	
			24	UWA	
			25	USA	

# 2013 AUSTRALIAN UNIVERSITY CHAMPIONSHIPS – RESULTS BY PLACE



## SNOW SPORTS

Award	University
University Champion	The University of Melbourne
Spirit of the Mountain	The University of Technology Sydney
Male University Champion	The University of Sydney
Female University Champion	The University of Melbourne
University Cross Country Champion	The University of Melbourne
Alpine Male Champion	James Morrison, The University of Melbourne
Alpine Female Champion	Alex Pilat, The University of Sydney
Freestyle Male Champion	Kieran Clarke, University of Canberra
Freestyle Female Champion	Torie Hamilton Wilson, The University of Melbourne
Snowboard Male Champion	Jacob Shanahan, Macquarie University
Snowboard Female Champion	Chrys Richardson, The University of Melbourne
Cross Country Male Champion	Callum Watson, The University of New South Wales
Cross Country Female Champion	Anna Trnka, Charles Sturt University



Frame by frame photography captures the tricks and twists from the freestyle competitor at 2013 AUC Snow Sports at Thredbo.

## AUS LIFE MEMBERS

### AUS life member

### Life member since

John Campbell	2003
Tony Collings OAM (1937-2010)	2003
Robert Lawton	2003
Alf Lazer AM	2003
Paul Manning	2003
Hugh McKechnie	2003
Helen Ann Mitchell OAM	2003
James Voght	2003
Stephen Griffith	2004
Bruce Meakins	2004
Chris Solly	2006
Antony Gerard (Tony) Booth OAM	2008
Greg Harris	2008
Kevin Stapleton	2008
Jeff Fitzgerald	2010
Tom O'Sullivan (1957-2011)	2012



# AUS PARTNERS AND SUPPORTERS

## PRINCIPAL PARTNER



Australian Government  
Australian Sports Commission

## National Partners



## National Suppliers



Team wear  
and Apparel



Freight and Volunteer  
Program Sponsor



Medical  
equipment

# 20



Suite 1.12 Sports House  
150 Caxton St, Milton Queensland 4064

[www.unisport.com.au](http://www.unisport.com.au)