



Gatekeeper Guidelines and Instructions

Gatekeepers

From the moment a racer leaves the Start Gate until the racer crosses the Finish line, the most important officials on the hill are the gate keepers. Gate keepers must make instantaneous decisions which are prompt and properly documented as to the legality of the racer's passage through the assigned gates.

When a gatekeeper arrives at the site on race day they are given a kit containing pencils, gate scorecards and a list of bib numbers of the racers for that course. After receiving instructions at a briefing meeting, gatekeepers will be placed on course. Gatekeepers should be in position well before the start of the race.

After the race all gatekeepers must report to the Chief of Gates. Each gatekeeper that has a fault to report or who has been witness to an incident leading to a re-run (or fault) must be available to give further evidence to the Race Jury until after the settlement of any protests.

Gatekeeper responsibilities

1. Be at your assigned location on time.
2. Wear any identification (if provided) so that the racers and the other officials recognise you
3. Always be alert to what is going on around you.
4. Under most conditions, take your skis off and be on foot. It is imperative that all skis are well off the course and not obstructing the run.
5. Take a position above your gates so you can view each one at a clear angle or to check a racers track. It is important to be in a safe location for yourself and the racer. If there are any gate repairs needed please notify the course workers immediately.
6. Observe and determine that each racer has passed correctly and properly, record legal passages on your assigned gates on the scorecard provided.
7. Record a fault through your assigned gates on the scorecard with a clear diagram if the racer's path.
8. Personally review each fault with the Chief of Course.
9. Observe and record any interference in your gate area (the racer must then immediately leave the course in order to request a valid re-run)
10. Prepare your scorecard in advance including a simple diagram
11. Reply promptly, properly and clearly to a racer when asked.
12. DO NOT interfere with other officials or ski through the gates (including the Finish Line) when going to and from your assigned position.
13. Under no circumstances should you ever discuss faults with coaches, racers or spectators.
14. Remain in place until the race is finished.
15. Wear appropriate clothing based on the weather conditions. You may be stationary for extended periods of time

Disqualifications (DO's)

Disqualifications can be for a number of reasons and are at the discretion of the Referee. Reasons for disqualification include:



Gatekeeper Guidelines and Instructions

- Skiing without a valid Bib
- Late arrival for the start of a race
- False name
- False start
- Ski tips and boots fail to go between the gate poles.
- Accepting outside help during the race (i.e. after a fall having a person help the racer put their skis on)
- Unjustifiable requests for a re-run
- Shadowing a course and inspecting when closed
- Skiing off the designated course (i.e. missing a gate or not going through the finish line).

In the event of any protest it should be lodged immediately or soon as possible to the Referee and Course Chief.

Re-Runs

When a racer is hindered while racing by the interference of an official, a spectator, an animal or any other obstruction (missing panel or gate) and wants a re-run, he or she must immediately leave the race track, ski to the bottom within the course fences, find the finish referee and request a re-run.

Other Faults

Gatekeepers should watch for and report all faults for reasons other than gate passage.

1. Racer must not receive outside assistance
2. Slower or fallen races must give way to overtaking racers
3. A racer must not obstruct or interfere with other racers or officials performing their duties
4. Racers must respect the directions of officials. (Moving away from the course and be situated well away from the race line)
5. All Racers must respect the rules for course inspection including wearing the bib in the proper fashion and not skiing the gates during inspection. The course Chief will notify the races in regards to the fashion in which course inspection is to take place. This decision is usually made based on the conditions. E.g Inspection will be either be slipping on the race line or to the side of the course.

The only time a gate keeper should communicate with a racer is only in the event that the racer is in doubt about a gate passage or if they are hurt.

Acceptable replies are”

“Back” if the gate has been missed or

“Go” if the gate in question has been correctly passed.

It is the responsibility of the gatekeeper to respond in a quick and timely manner.

The Gate Judges / Gatekeepers (ICR 601.3.5 & 660)

The gate judges are responsible for checking the proper passage of racers through the course. Gate judges will be required to observe

Gatekeeper Guidelines and Instructions

Between 3 and 6 gates, depending on the type of event. If a racer does not pass through the gates correctly, the gate judge records that facts on the card provided. The gate judge has to provide a diagram of the infringement.

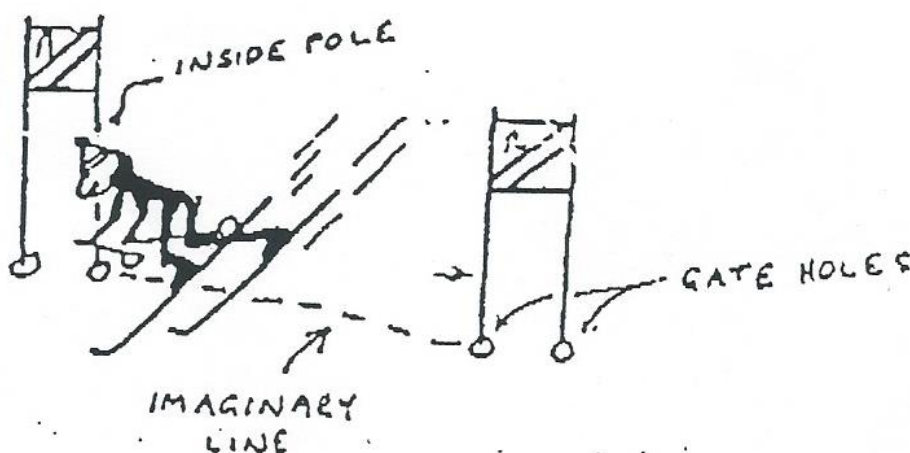
Correct Passage

To pass a gate correctly, both feet and both ski tips must pass across a line between the inside and outside gate. If a competitor loses a ski without committing a fault, e.g. not by straddling a slalom pole, then the tip of the remaining ski and both feet must have passed the gate line. This rule is also valid when a competitor has to climb back up to a gate.

A racer who skis more than a couple of gates after interference will have no claim to a re-run.

Reasons to declare a fault

1. Racers trains on a course that is closed.
2. A Racer behaves in an sportsman like manner
3. Racer neglects to follow instructions in regards to inspection or competition
4. Racer does not give way to another competitor during competition
5. Racer fails to pass through the gate line with ski tips and both feet
6. A Racer does not adhere to safety regulations
7. A Racer accepts outside help during competition



Watch ski tips and boots.

At every single gate both feet must cross the imaginary line joining the bases on the inside poles (turning gate). They may cross from any direction (forward, backward, left, right and out from the same side) at any distance above the snow.





Gatekeeper Guidelines and Instructions

As long as both ski tips and both feet cross the correct passage as designated in the course set the racer is ok even though:

1. The Racer knocks down on or all of the poles of a gate
2. Racer slides through the gate on some part of the body other than the feet
3. The Racer enters and exits from the same side.
4. Racer passes through the gates out of their numerical order and sequence.

Chief Gate Keeper

The Chief Gate Keeper is responsible for:

- After each run the gate judge cards should be collected by the chief gatekeeper and inspected by the referee.
- The Chief Gate Keeper must review each fault from all the scorecards and record all DQ's DNS and DNF's on their Gate report which is then passed onto the event staff and Timing and Results Chief.
- The Chief Gate keeper must sign and record the time of day on the Gate Report.

Gatekeeper Guidelines and Instructions

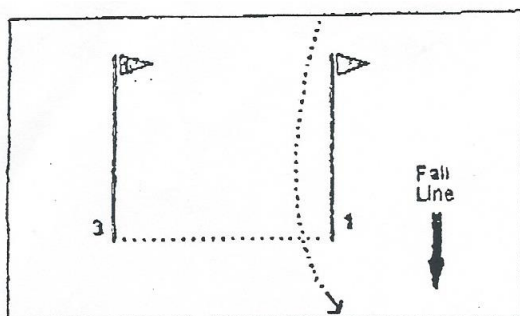


Figure 1. Slalom

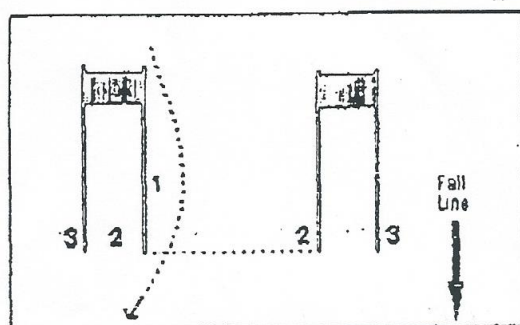


Figure 2a. Giant Slalom

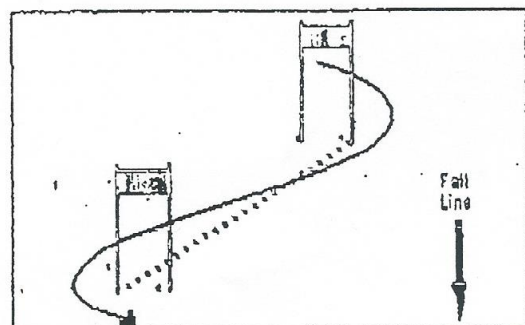


Figure 2b. Giant Slalom

- 1 Turning Pole
- 2 Inside Pole
- 3 Outside Pole

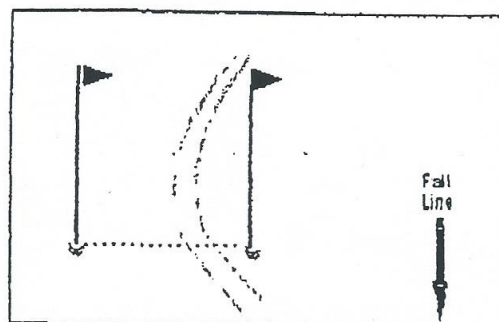


Figure 3a. Clean Passage of Past Gate

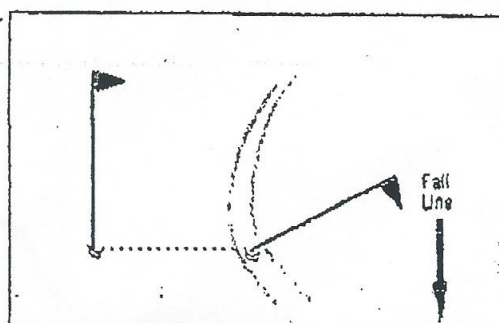


Figure 3b. Incorrect Passage of Past Gate ("straddles" - DSQ)

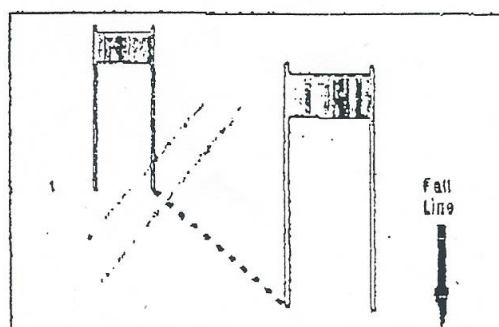
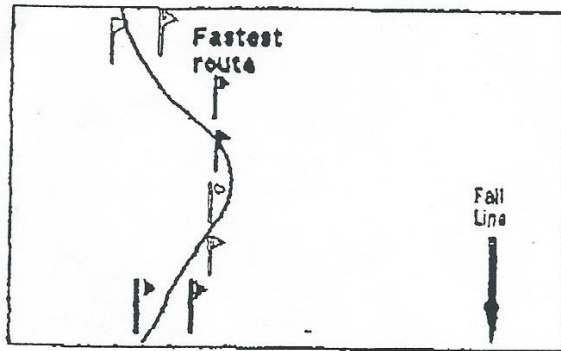
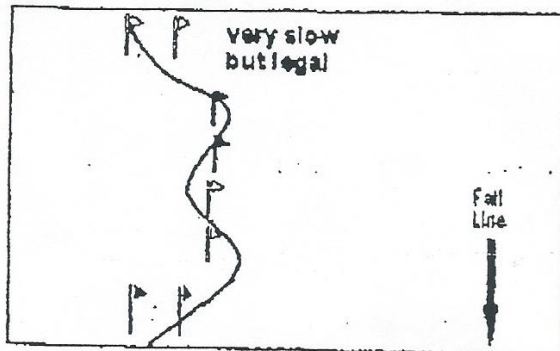


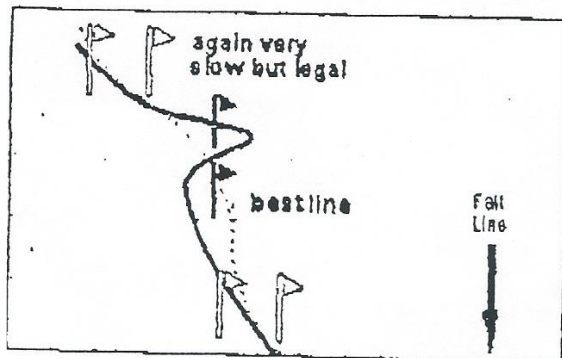
Figure 3c. Incorrect Passage of Past Gate ("straddles" - DSQ)



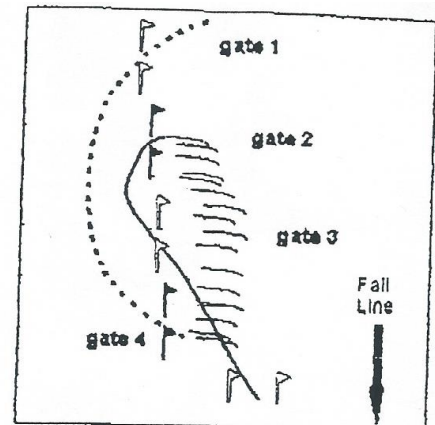
Example 4.1



Example 4.2

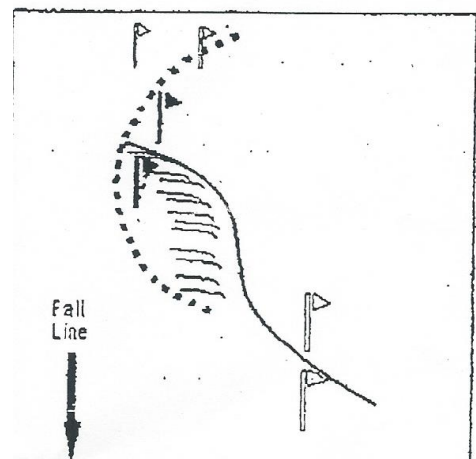


Example 4.3



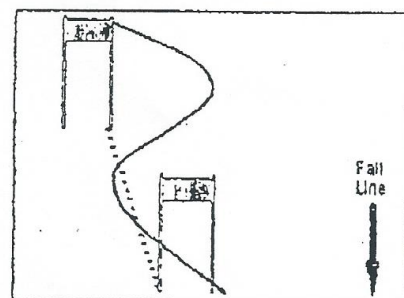
Example 4.4:

OK



Example 4.5:

OK



Example 4.6

OK